



**Central Securities
Depository Prague**

Securities lending 2026

April

Central Securities Depository Prague, a. s.



Content

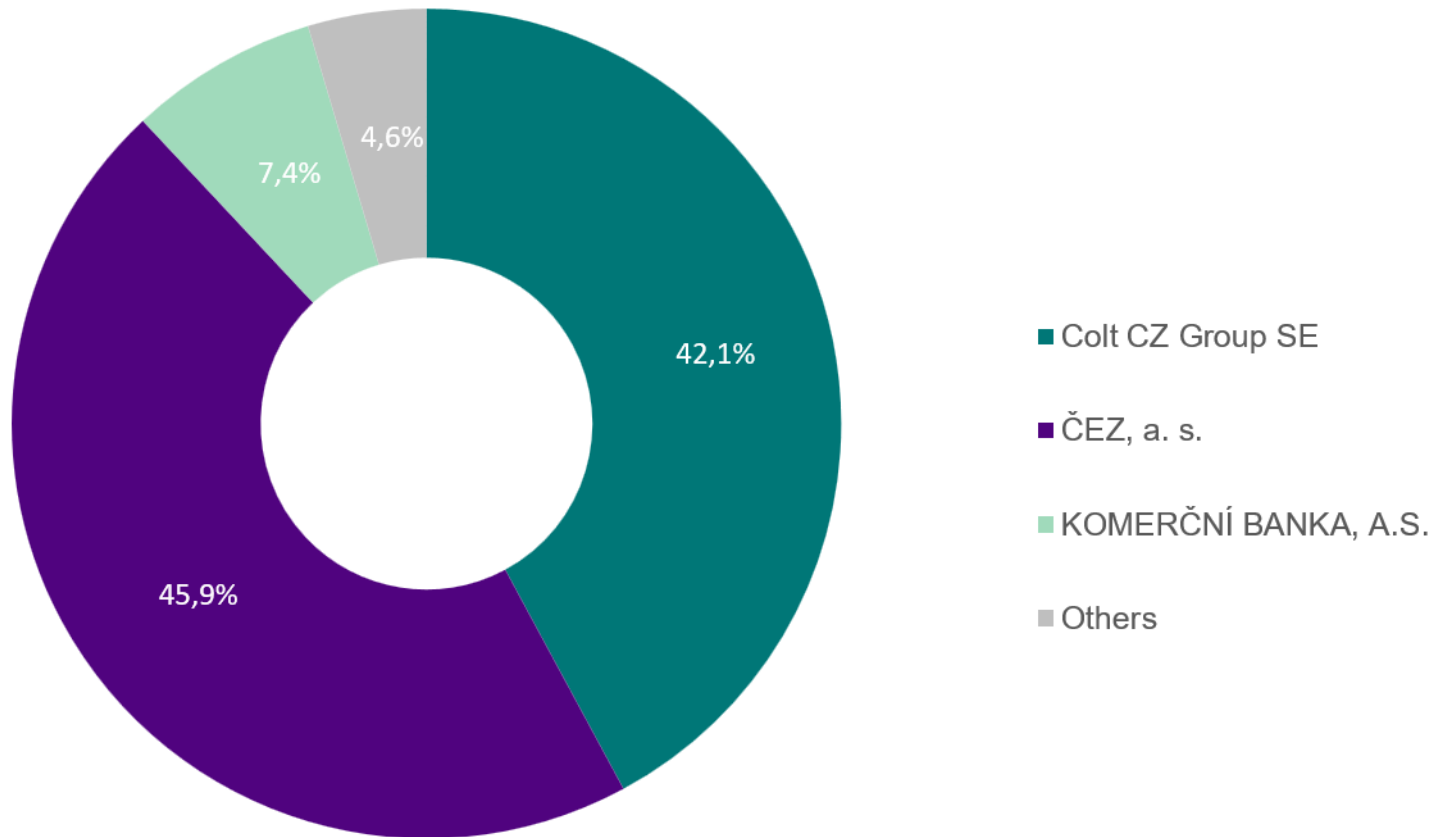
SECURITIES LENDING - SHARES	3
Most lent issues by volume	3
Volume of securities lent	4
Volume of securities lent – last 12 months	5
Number of lending transactions	5
Number of lending transactions – last 12 months	7
<hr/>	
SECURITIES LENDING - GOVERNMENT BONDS	8
Most lent issues by volume	8
Top 5 issues lent by volume	8
Volume of all securities lent - last 12 months	9
Top 5 issues lent by number of transactions	10
Number of all lending transactions – last 12 months	10

Note:

The lending statistics are based on the results of settlement within the UNIVYC settlement system, indicating the type of trade SECL and SECB on the credit side of the transfer.

SECURITIES LENDING – SHARES

Most lent issues by value



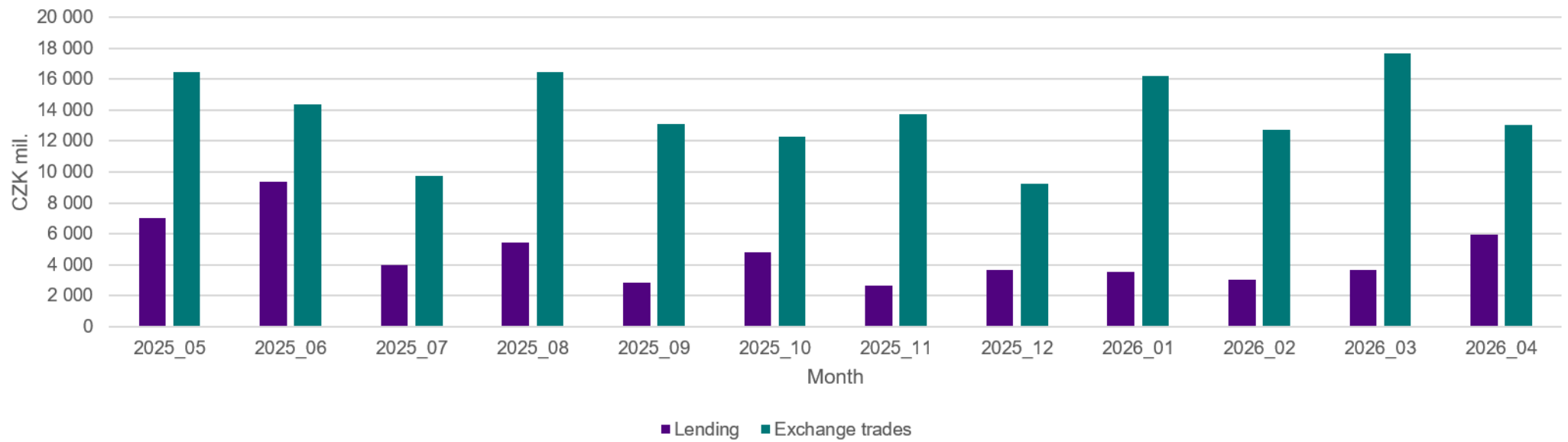


Value of securities lent

ISIN	Value of securities lent (CZK)	Value of exchange trades (CZK)	Proportion (%)
AT0000652011 Erste Group Bank AG	1 228 199	2 126 054 390	0,06%
CS0008416251 RMS MEZZANINE	296	26 081	1,14%
CS0008418869 PHILIP MORRIS ČR A.S.	314 000	89 101 760	0,35%
CZ0005088559 TOMA, A.S.	19 660	884 310	2,22%
CZ0005112300 ČEZ, a. s.	2 732 934 511	2 570 298 149	106,33%
CZ0005135970 Primoco UAV SE	1 712 000	37 802 472	4,53%
CZ0008019106 KOMERČNÍ BANKA, A.S.	438 793 043	3 601 075 003	12,19%
CZ0008040318 MONETA MONEY BANK, A. S.	269 415 017	1 673 394 971	16,10%
CZ0009000121 KOFOLA ČESKOSLOVENSKO A.S.	8 532	31 558 719	0,03%
CZ0009008942 Colt CZ Group SE	2 508 450 524	1 007 684 745	248,93%
CZ1008000310 Doosan Škoda Power a.s.	1 995 788	28 177 264	7,08%
GB00BLGXWY71 W.A.G PAYMENT SOLUTIONS PLC	2 957	3 578 570	0,08%
NL0010391108 SHS PHOTON ENERGY INV ORD BR	143	3 543 924	0,00%
NL0015073TS8 CSG N.V.	3 224	1 894 825 758	0,00%
PLPKN0000018 ORLEN	11 920	3 865 790	0,31%
Total	5 954 889 814	13 071 871 905	45,55%



Value of securities lent – last 12 months



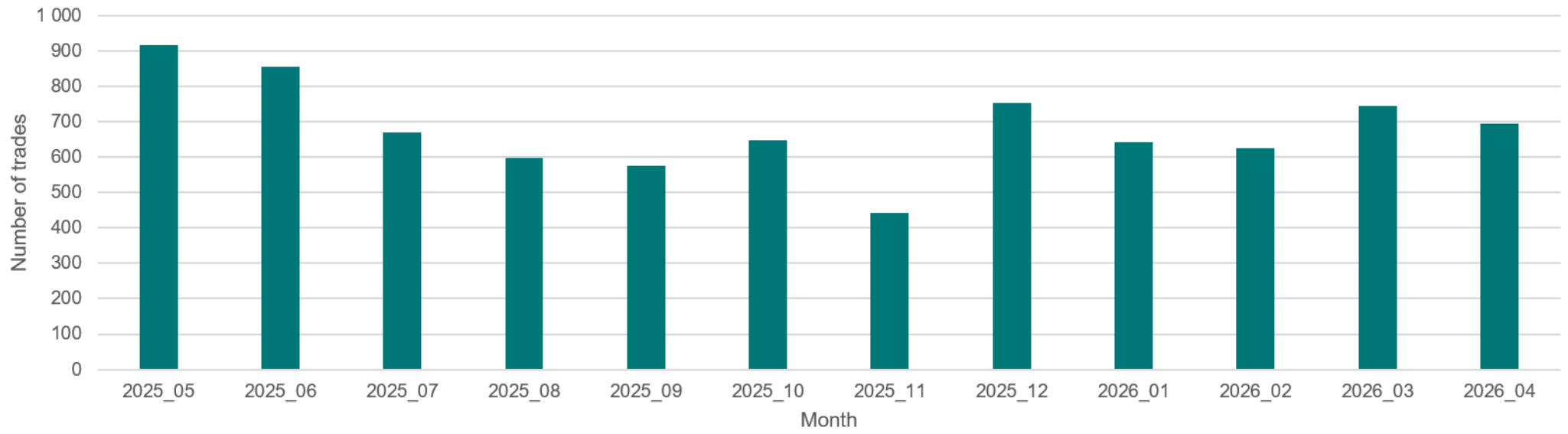


Volume of lending transactions

ISIN	Volume of lending transactions	Volume of exchange trades	Proportion (%)
AT0000652011 Erste Group Bank AG	7	7 912	0,09%
CS0008416251 RMS MEZZANINE	4	5	80,00%
CS0008418869 PHILIP MORRIS ČR A.S.	6	1 353	0,44%
CZ0005088559 TOMA, A.S.	6	16	37,50%
CZ0005112300 ČEZ, a. s.	339	15 762	2,15%
CZ0005135970 Primoco UAV SE	1	697	0,14%
CZ0008019106 KOMERČNÍ BANKA, A.S.	109	22 133	0,49%
CZ0008040318 MONETA MONEY BANK, A. S.	117	19 293	0,61%
CZ0009000121 KOFOLA ČESKOSLOVENSKO A.S.	2	2 379	0,08%
CZ0009008942 Colt CZ Group SE	80	11 495	0,70%
CZ1008000310 Doosan Škoda Power a.s.	14	1 282	1,09%
GB00BLGXWY71 W.A.G PAYMENT SOLUTIONS PLC	2	63	3,17%
NL0010391108 SHS PHOTON ENERGY INV ORD BR	2	609	0,33%
NL0015073TS8 CSG N.V.	2	30 859	0,01%
PLPKN0000018 ORLEN	2	110	1,82%
Total	693	113 968	0,61%

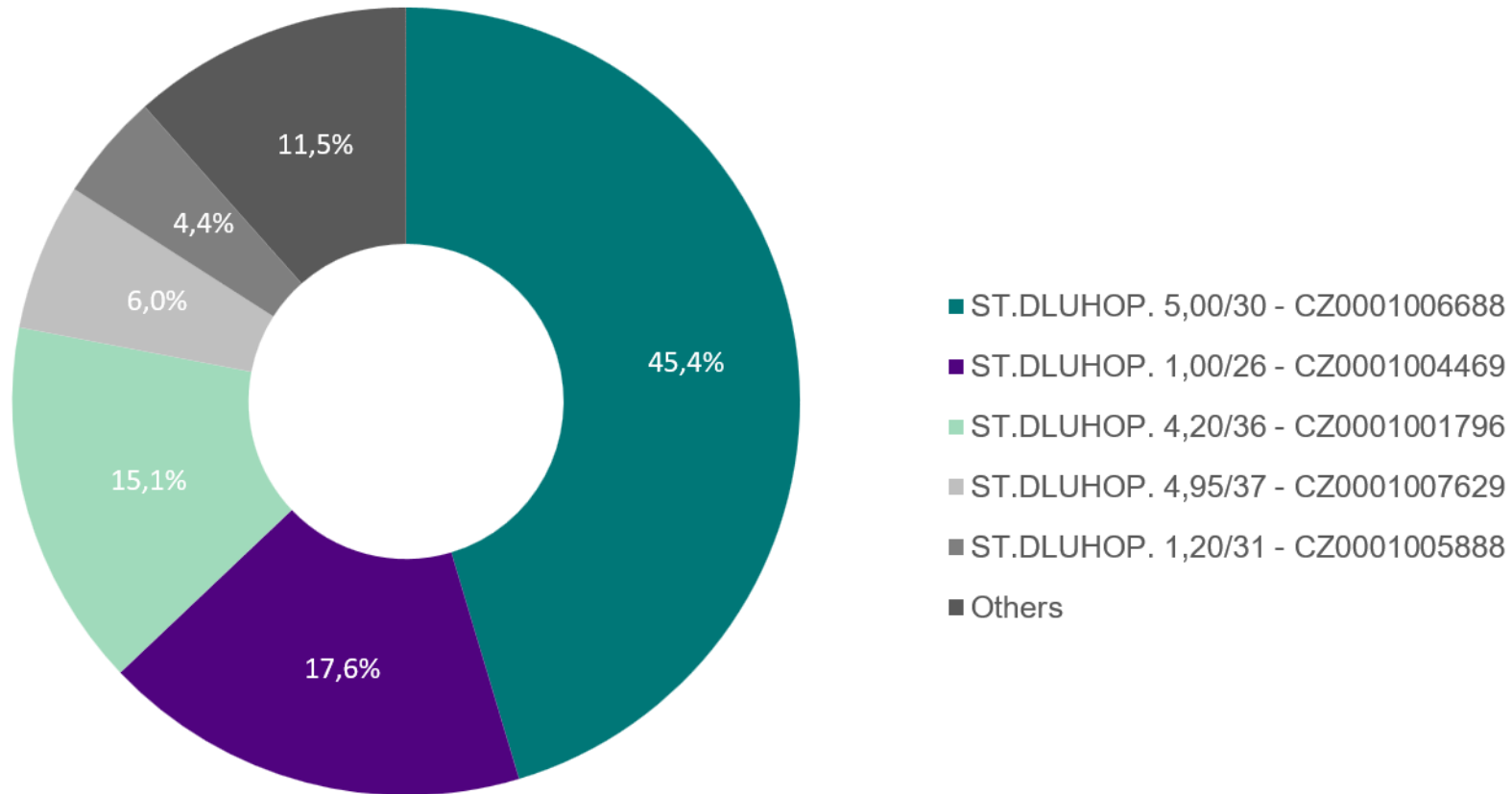


Volume of all lending transactions – last 12 months



SECURITIES LENDING – GOVERNMENT BONDS

Most lent issues by value

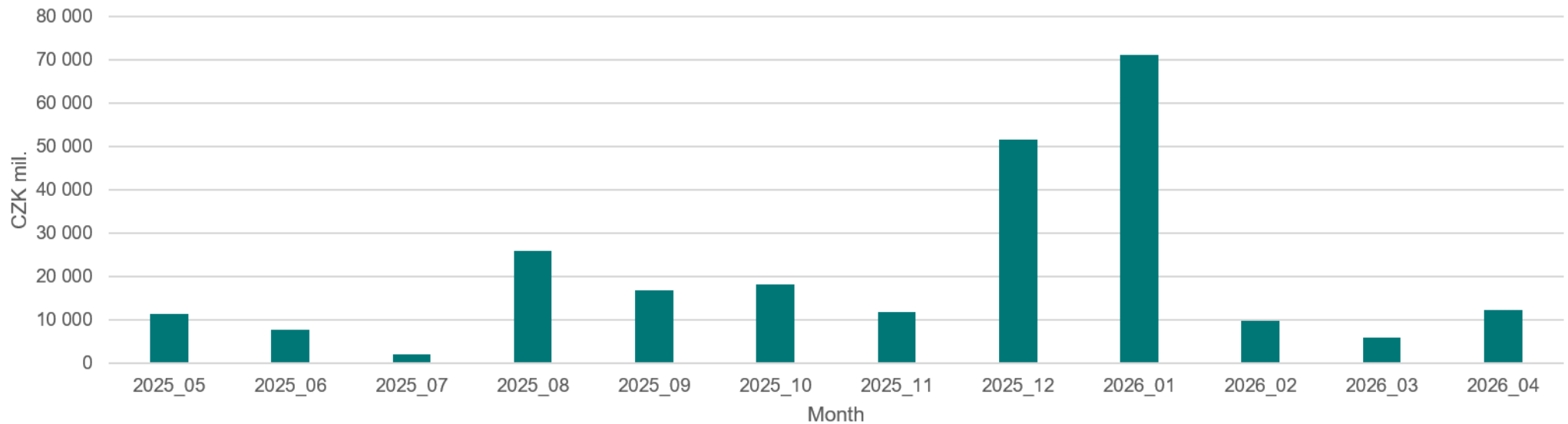




Top 5 issues lent by value

ISIN	Value of securities lent (CZK)	Value of OTC transactions (CZK)	Proportion (%)
CZ0001001796 - ST.DLUHOP. 4,20/36	1 878 000 000	49 417 200 324	3,80%
CZ0001004469 - ST.DLUHOP. 1,00/26	2 184 000 000	248 292 789 268	0,88%
CZ0001005888 - ST.DLUHOP. 1,20/31	547 000 000	144 620 800 824	0,38%
CZ0001006688 - ST.DLUHOP. 5,00/30	5 645 000 000	137 615 775 710	4,10%
CZ0001007629 - ST.DLUHOP. 4,95/37	752 000 000	64 920 937 481	1,16%
Others	1 436 610 000	528 486 294 357	0,27%
Total	12 442 610 000	1 173 353 797 964	1,06%

Value of all securities lent – last 12 months



Top 5 issues lent by volume

ISIN	Volume of lending transactions	Volume of OTC transactions	Proportion (%)
CZ0001001796 - ST.DLUHOP. 4,20/36	4	318	1,26%
CZ0001004469 - ST.DLUHOP. 1,00/26	3	490	0,61%
CZ0001006688 - ST.DLUHOP. 5,00/30	7	773	0,91%
CZ0001006969 - ST.DLUHOP. 6,20/31	4	676	0,59%
CZ0001007355 - ST.DLUHOP. 3,60/36	6	781	0,77%
CZ0001007629 - ST.DLUHOP. 4,95/37	3	433	0,69%
Others	14	3 896	0,36%
Total	41	7 367	0,56%

Volume of all lending transactions – last 12 months

