



**Central Securities
Depository Prague**

Securities lending 2026

February

Central Securities Depository Prague, a. s.



Content

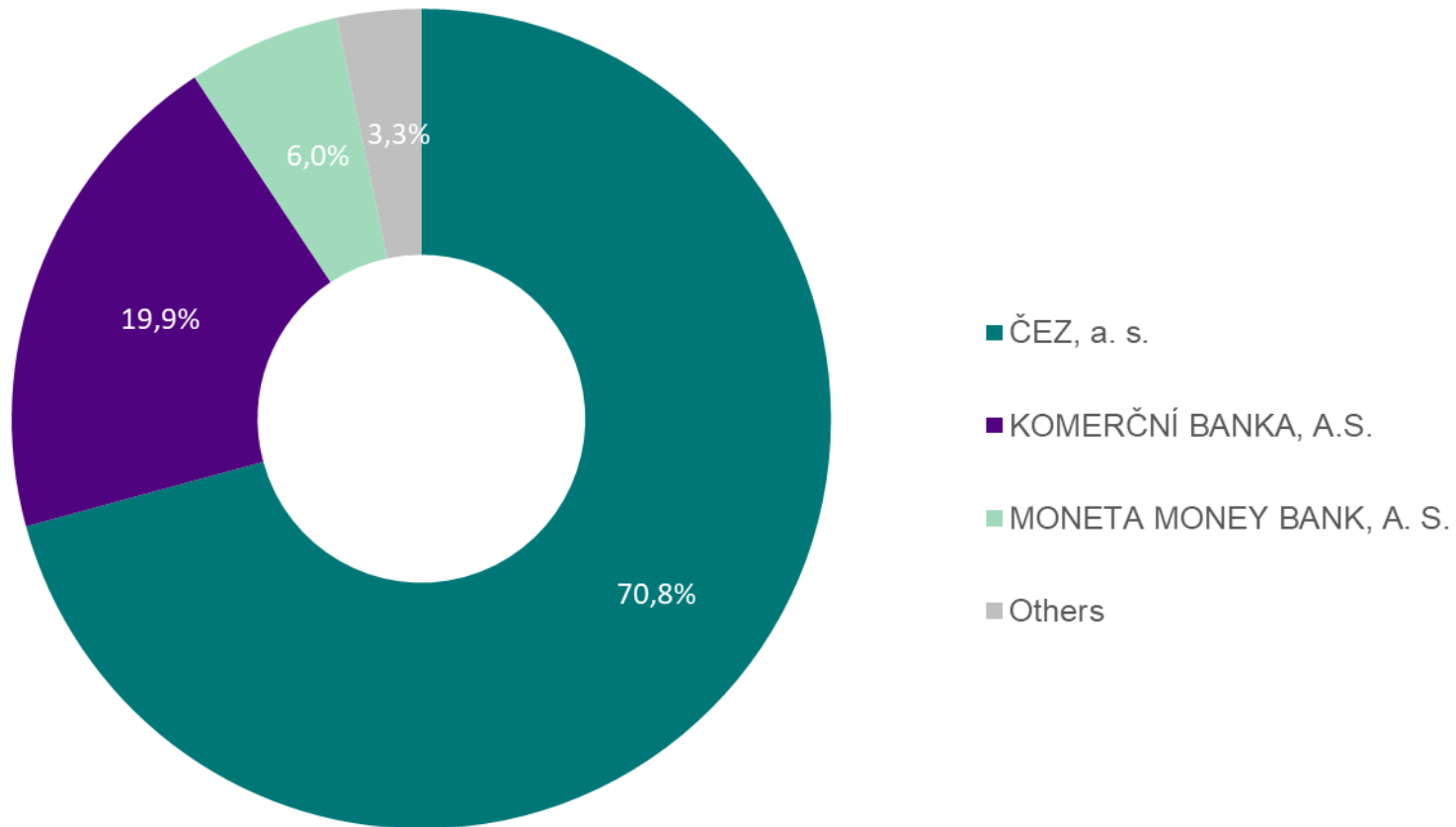
SECURITIES LENDING - SHARES	3
Most lent issues by volume	3
Volume of securities lent	4
Volume of securities lent – last 12 months	4
Number of lending transactions	5
Number of lending transactions – last 12 months	5
<hr/>	
SECURITIES LENDING - GOVERNMENT BONDS	6
Most lent issues by volume	6
Top 5 issues lent by volume	6
Volume of all securities lent - last 12 months	7
Top 5 issues lent by number of transactions	8
Number of all lending transactions – last 12 months	8

Note:

The lending statistics are based on the results of settlement within the UNIVYC settlement system, indicating the type of trade SECL and SECB on the credit side of the transfer.

SECURITIES LENDING – SHARES

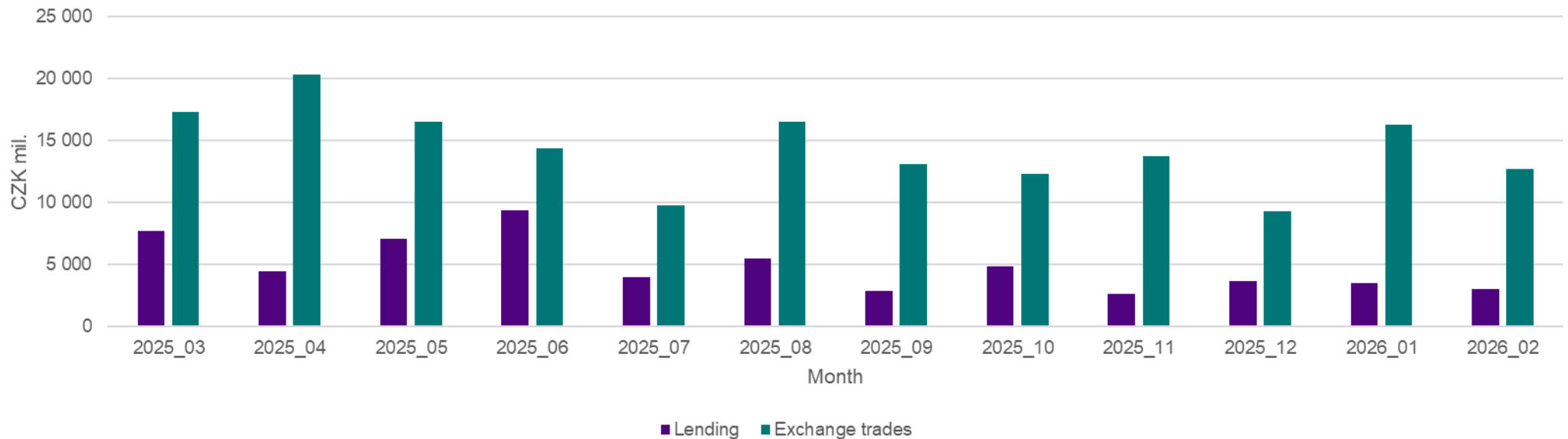
Most lent issues by value



Value of securities lent

ISIN	Value of securities lent (CZK)	Value of exchange trades (CZK)	Proportion (%)
AT0000652011 Erste Group Bank AG	13 955 791	1 904 061 035	0,73%
AT0000908504 VIENNA INSURANCE GROUP AG	12 549 820	95 880 250	13,09%
CZ0005112300 ČEZ, a. s.	2 134 383 422	4 168 958 895	51,20%
CZ0005135970 Primoco UAV SE	1 944 000	28 060 125	6,93%
CZ0008019106 KOMERČNÍ BANKA, A.S.	599 917 130	3 974 977 144	15,09%
CZ0008040318 MONETA MONEY BANK, A. S.	181 361 652	1 804 207 267	10,05%
CZ0009000121 KOFOLA ČESKOSLOVENSKO A.S.	299 952	23 511 598	1,28%
CZ0009008942 Colt CZ Group SE	32 405 756	616 350 154	5,26%
CZ1008000310 Doosan Škoda Power a.s.	37 436 646	83 850 958	44,65%
DE000ENAG999 E.ON SE	45 370	960 160	4,73%
NL00150006R6 CTP N.V.	1 544 115	8 524 742	18,11%
PLPKN0000018 ORLEN	16 448	4 562 621	0,36%
Total	3 015 860 101	12 713 904 948	23,72%

Value of securities lent – last 12 months

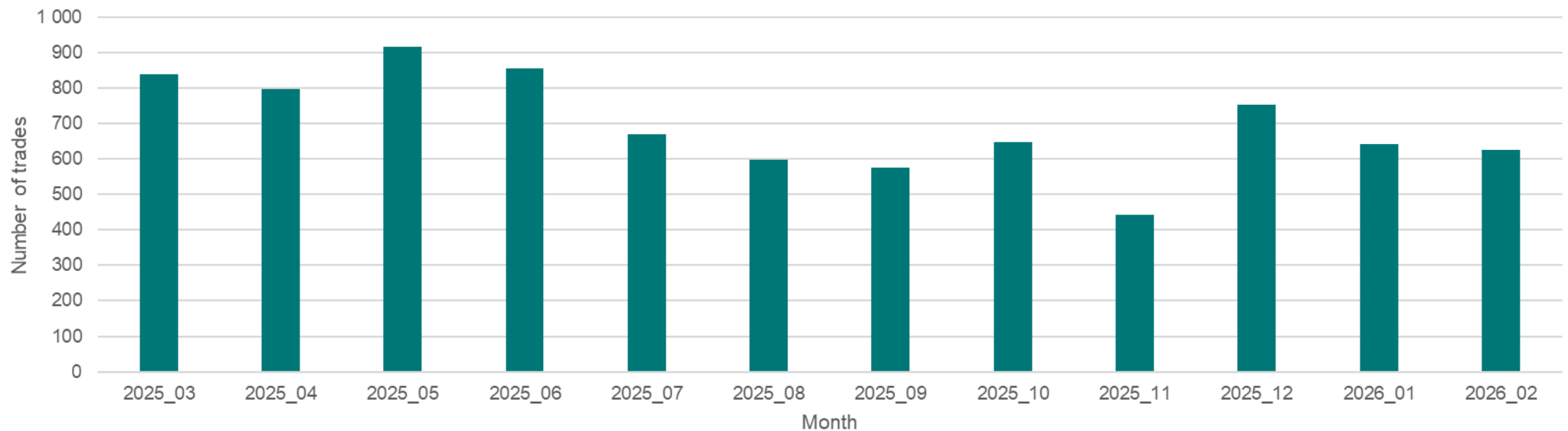




Volume of lending transactions

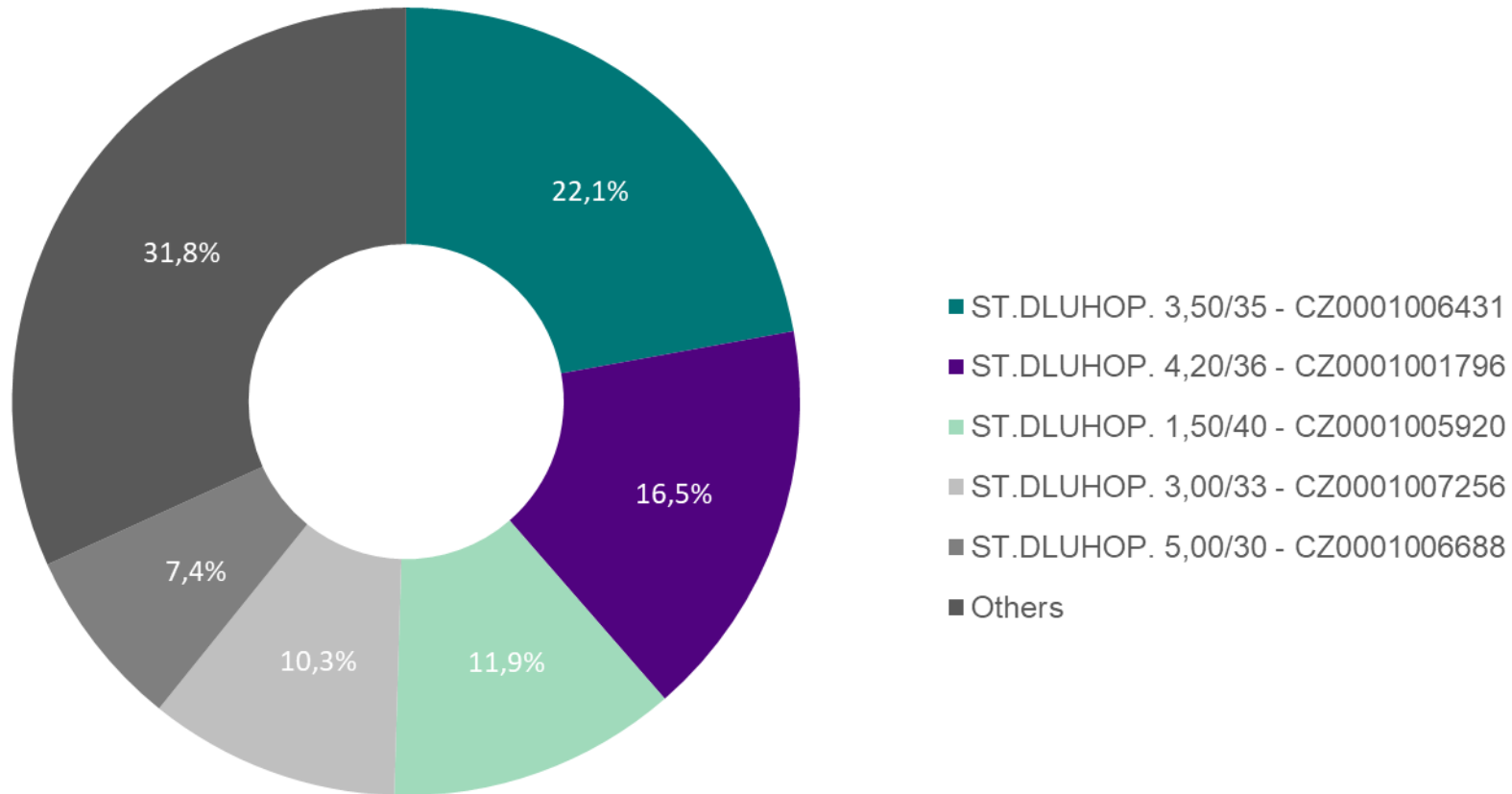
ISIN	Volume of lending transactions	Volume of exchange trades	Proportion (%)
AT0000652011 Erste Group Bank AG	10	8 176	0,12%
CS0008418869 PHILIP MORRIS ČR A.S.	18	1 570	1,15%
CZ0005112300 ČEZ, a. s.	252	23 164	1,09%
CZ0005135970 Primoco UAV SE	1	432	0,23%
CZ0008019106 KOMERČNÍ BANKA, A.S.	120	22 604	0,53%
CZ0008040318 MONETA MONEY BANK, A. S.	105	19 612	0,54%
CZ0009000121 KOFOLA ČESKOSLOVENSKO A.S.	11	2 025	0,54%
CZ0009008942 Colt CZ Group SE	43	8 253	0,52%
CZ1008000310 Doosan Škoda Power a.s.	53	2 956	1,79%
DE000ENAG999 E.ON SE	2	115	1,74%
NL00150006R6 CTP N.V.	2	103	1,94%
PLPKN0000018 ORLEN	8	94	8,51%
Total	625	89 104	0,70%

Volume of all lending transactions – last 12 months



SECURITIES LENDING – GOVERNMENT BONDS

Most lent issues by value

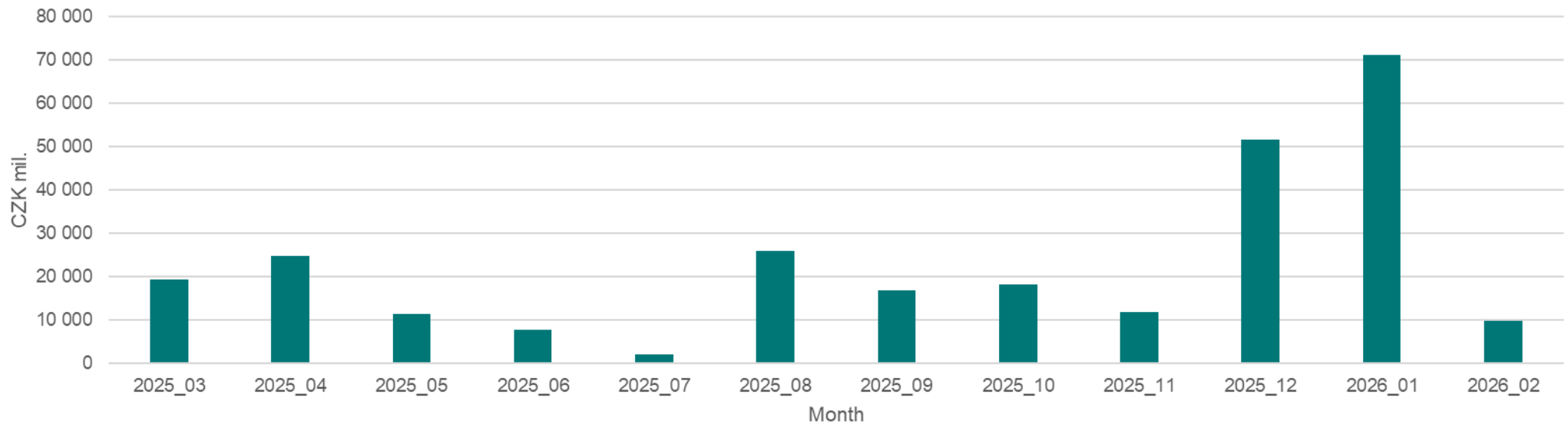




Top 5 issues lent by value

ISIN	Value of securities lent (CZK)	Value of OTC transactions (CZK)	Proportion (%)
CZ0001001796 - ST.DLUHOP. 4,20/36	1 633 000 000	31 091 096 877	5,25%
CZ0001005920 - ST.DLUHOP. 1,50/40	1 179 020 000	30 431 835 188	3,87%
CZ0001006431 - ST.DLUHOP. 3,50/35	2 196 690 000	102 472 784 369	2,14%
CZ0001006688 - ST.DLUHOP. 5,00/30	737 000 000	59 100 468 395	1,25%
CZ0001007256 - ST.DLUHOP. 3,00/33	1 023 000 000	83 138 932 364	1,23%
Others	3 153 680 000	1 078 572 164 391	0,29%
Total	9 922 390 000	1 384 807 281 584	0,72%

Value of all securities lent – last 12 months





Top 5 issues lent by volume

ISIN	Volume of lending transactions	Volume of OTC transactions	Proportion (%)
CZ0001001796 - ST.DLUHOP. 4,20/36	6	196	3,06%
CZ0001005375 - ST.DLUHOP. 2,75/29	8	295	2,71%
CZ0001006431 - ST.DLUHOP. 3,50/35	6	543	1,10%
CZ0001007025 - ST.DLUHOP. 5,75/29	5	345	1,45%
CZ0001007355 - ST.DLUHOP. 3,60/36	9	555	1,62%
Others	28	4 838	0,58%
Total	62	6 772	0,92%

Volume of all lending transactions – last 12 months

