



**Central Securities
Depository Prague**

Securities lending 2024

March

Central Securities Depository Prague, a. s.



Content

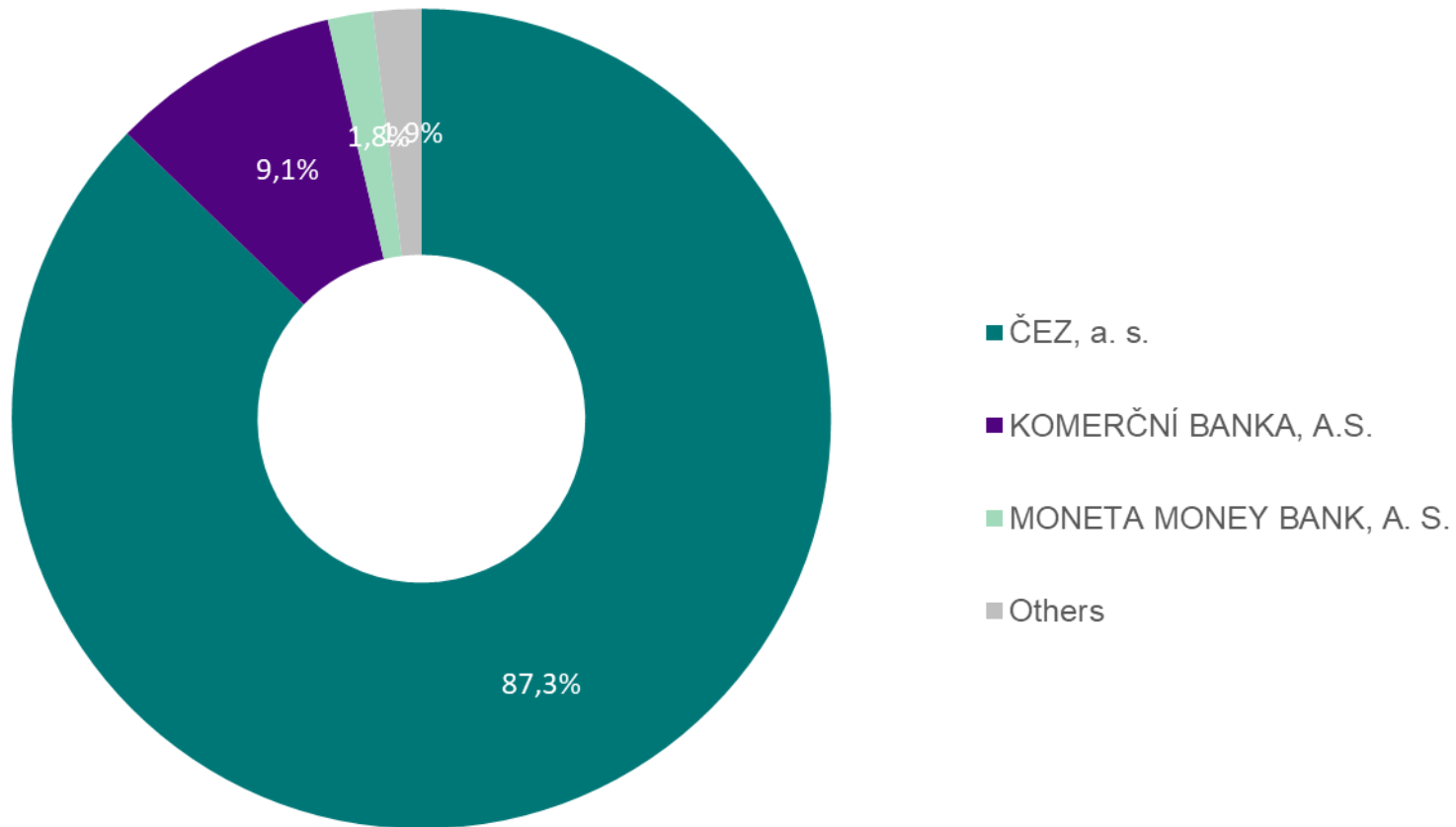
SECURITIES LENDING - SHARES	3
Most lent issues by volume	3
Volume of securities lent	4
Volume of securities lent – last 12 months	4
Number of lending transactions	5
Number of lending transactions – last 12 months	5
SECURITIES LENDING - GOVERNMENT BONDS	6
Most lent issues by volume	6
Top 5 issues lent by volume	6
Volume of all securities lent - last 12 months	7
Top 5 issues lent by number of transactions	8
Number of all lending transactions – last 12 months	8

Note:

The lending statistics are based on the results of settlement within the UNIVYC settlement system, indicating the type of trade SECL and SECB on the credit side of the transfer.

SECURITIES LENDING - SHARES

Most lent issues by value

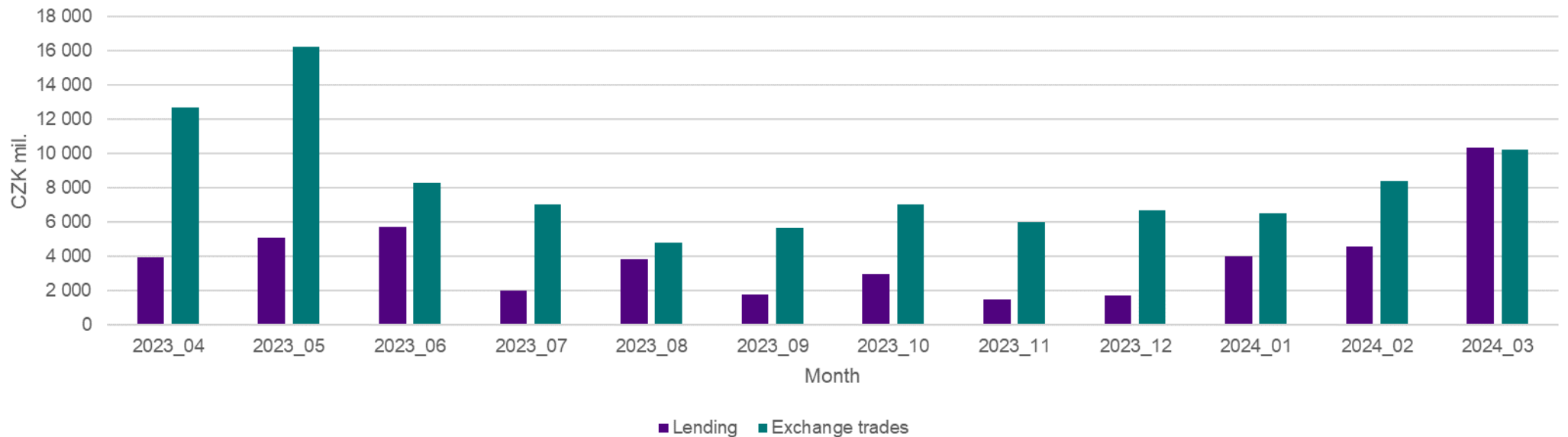




Value of securities lent

ISIN	Value of securities lent (CZK)	Value of exchange trades (CZK)	Proportion (%)
CS0008418869 PHILIP MORRIS ČR A.S.	169 499 040	568 635 020	29,81%
CZ0005112300 ČEZ, a. s.	9 028 465 670	5 112 566 583	176,59%
CZ0008019106 KOMERČNÍ BANKA, A.S.	938 981 664	3 569 741 631	26,30%
CZ0008040318 MONETA MONEY BANK, A. S.	183 351 145	817 311 036	22,43%
CZ0009008942 Colt CZ Group SE	27 493 574	153 404 381	17,92%
Total	10 347 791 092	10 221 658 650	101,23%

Value of securities lent – last 12 months

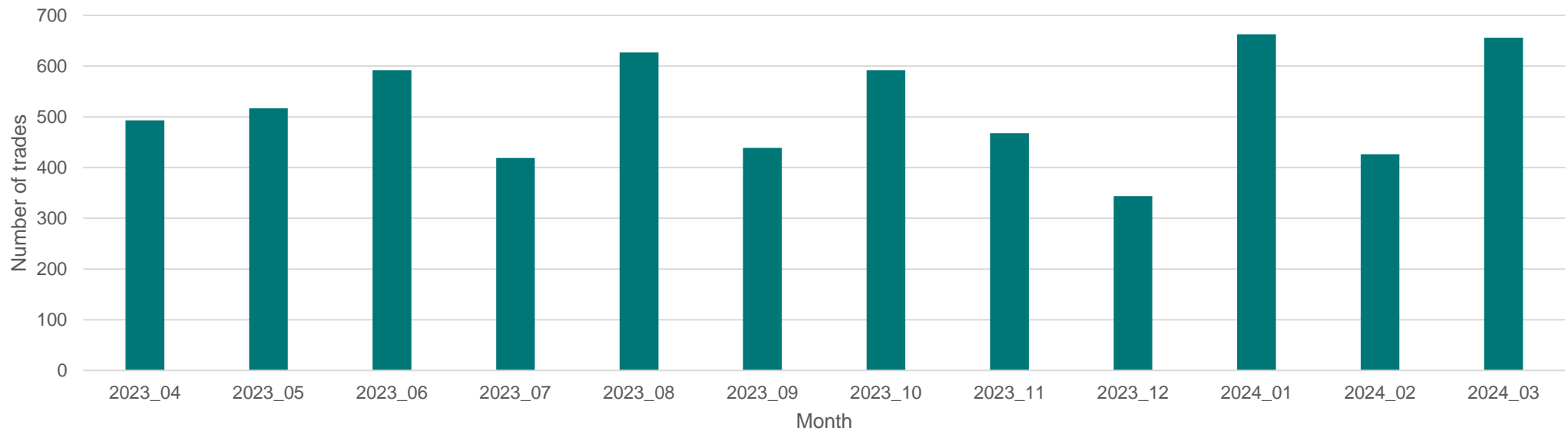




Volume of lending transactions

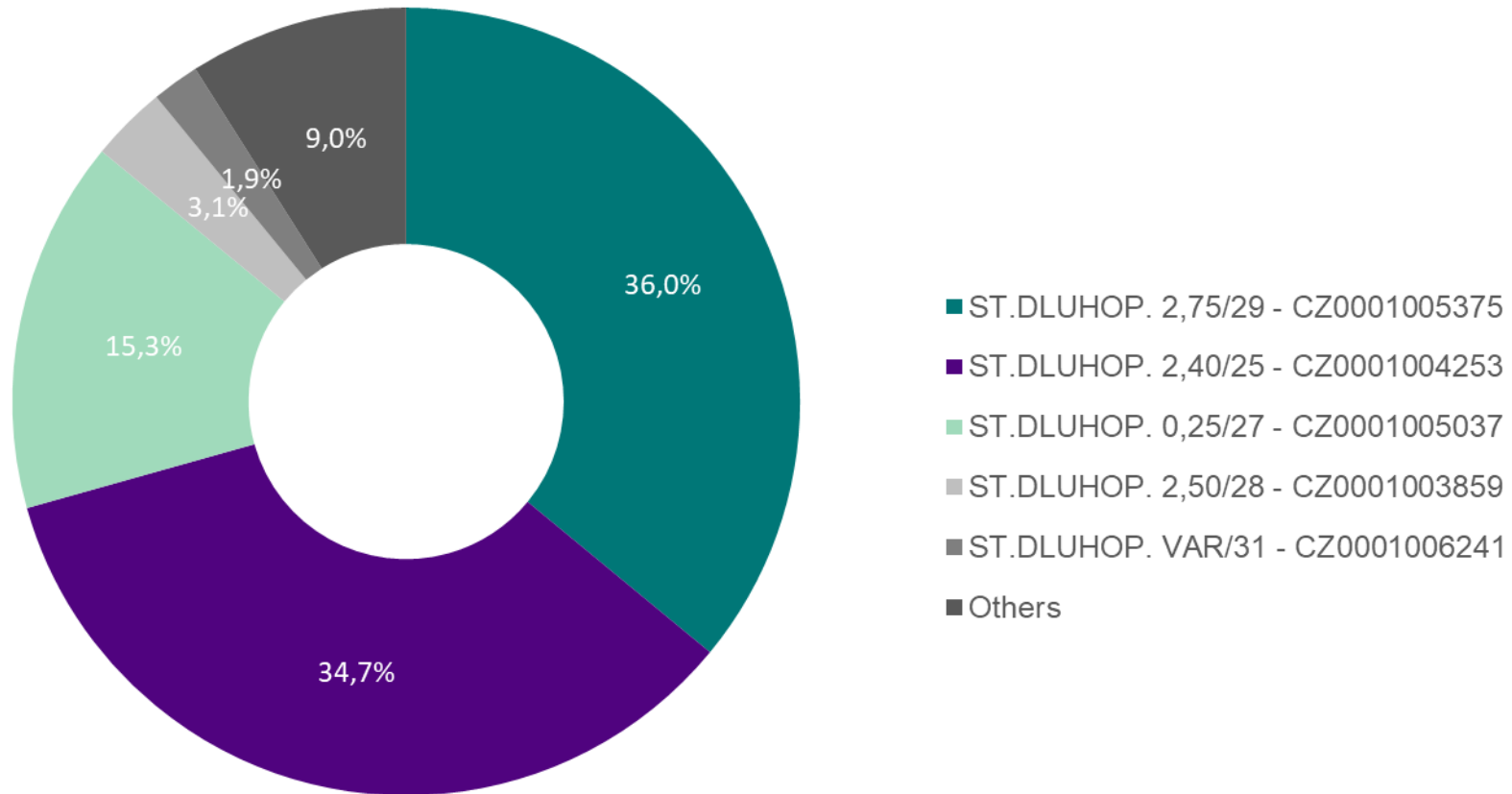
ISIN	Volume of lending transactions	Volume of exchange trades	Proportion (%)
CS0008418869 PHILIP MORRIS ČR A.S.	70	4 408	1,59%
CZ0005112300 ČEZ, a. s.	303	33 353	0,91%
CZ0008019106 KOMERČNÍ BANKA, A.S.	211	17 929	1,18%
CZ0008040318 MONETA MONEY BANK, A. S.	46	9 860	0,47%
CZ0009008942 Colt CZ Group SE	26	3 246	0,80%
Total	656	68 796	0,95%

Volume of all lending transactions – last 12 months



SECURITIES LENDING - GOVERNMENT BONDS

Most lent issues by value

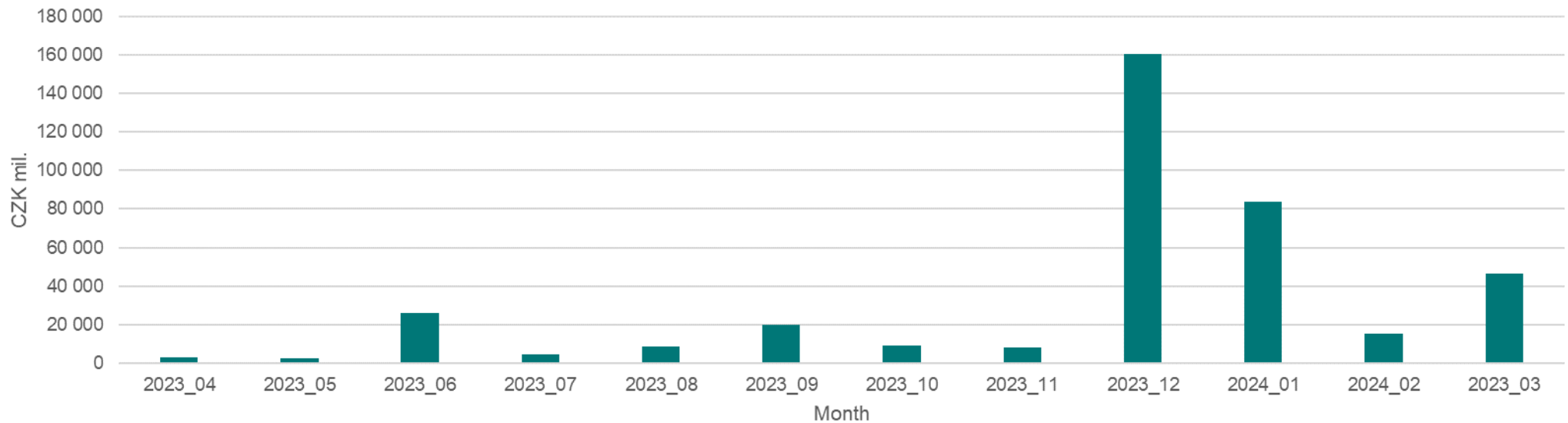




Top 5 issues lent by value

ISIN	Value of securities lent (CZK)	Value of OTC transactions (CZK)	Proportion (%)
CZ0001003859 - ST.DLUHOP. 2,50/28	1 450 160 000	97 877 042 185	1,48%
CZ0001004253 - ST.DLUHOP. 2,40/25	16 134 800 000	51 628 657 071	31,25%
CZ0001005037 - ST.DLUHOP. 0,25/27	7 126 800 000	30 921 875 051	23,05%
CZ0001005375 - ST.DLUHOP. 2,75/29	16 745 200 000	60 853 846 745	27,52%
CZ0001006241 - ST.DLUHOP. VAR/31	904 000 000	116 961 087 389	0,77%
Others	4 184 320 000	894 393 142 649	0,47%
Total	46 545 280 000	1 252 635 651 089	3,72%

Value of all securities lent - last 12 months





Top 5 issues lent by volume

ISIN	Volume of lending transactions	Volume of OTC transactions	Proportion (%)
CZ0001003859 - ST.DLUHOP. 2,50/28	7	417	0,48%
CZ0001005037 - ST.DLUHOP. 0,25/27	5	260	1,85%
CZ0001005375 - ST.DLUHOP. 2,75/29	4	268	1,26%
CZ0001006076 - ST.DLUHOP. 0,05/29	7	236	1,92%
CZ0001006688 - ST.DLUHOP. 5,00/30	7	367	0,70%
Others	28	3 711	0,75%
Total	58	5 259	1,10%

Volume of all lending transactions – last 12 months

