



**SECURITIES LENDING 2023**  
**October**

CENTRAL SECURITIES DEPOSITORY PRAGUE

## OBSAH / CONTENT

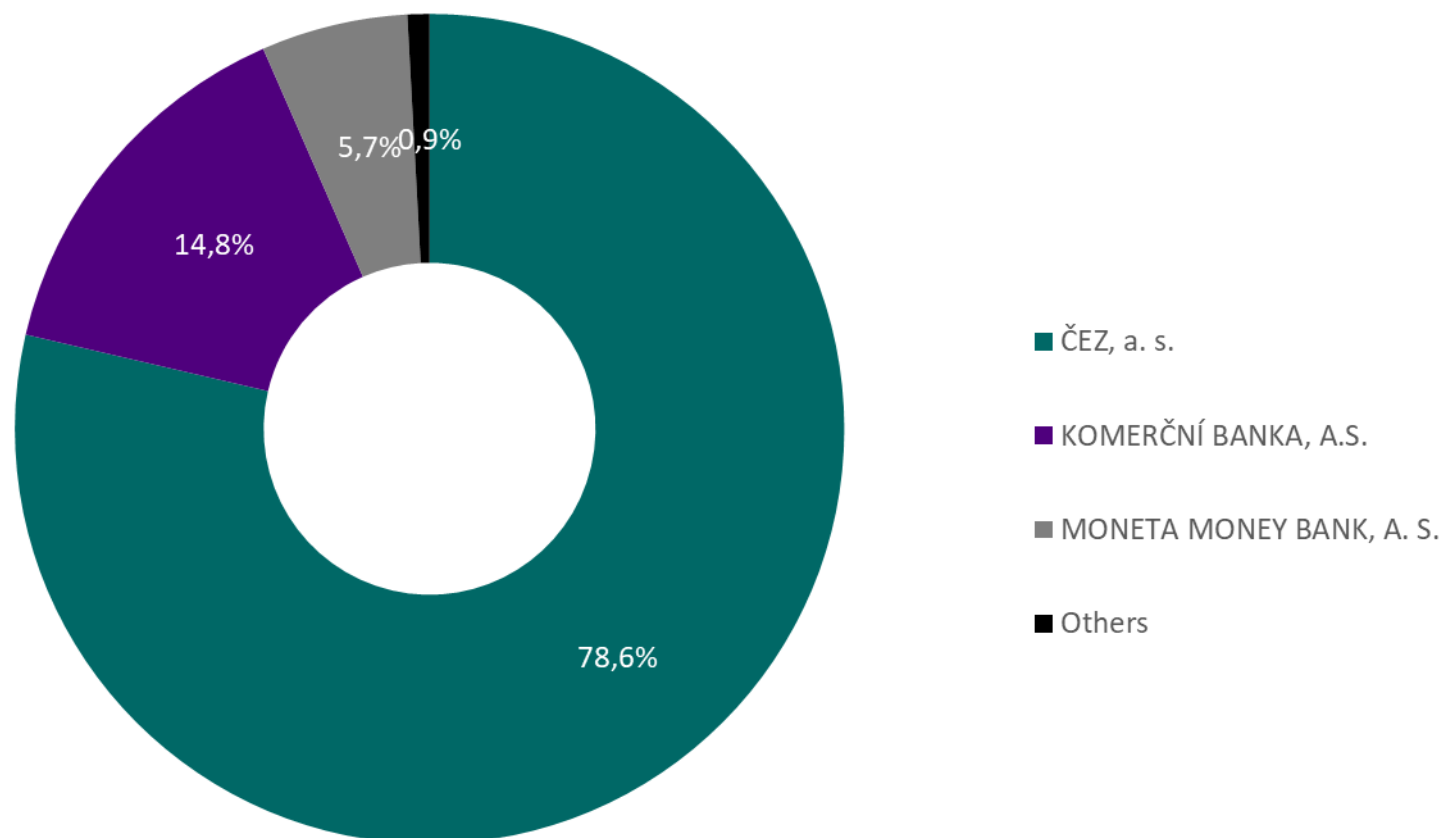
<b>SECURITIES LENDING - SHARES</b> .....	<b>3</b>
MOST LENT ISSUES BY VOLUME .....	3
VOLUME OF SECURITIES LENT.....	4
VOLUME OF SECURITIES LENT – LAST 12 MONTHS.....	4
NUMBER OF LENDING TRANSACTIONS.....	5
NUMBER OF LENDING TRANSACTIONS – LAST 12 MONTHS.....	5
<b>SECURITIES LENDING - GOVERNMENT BONDS</b> .....	<b>6</b>
MOST LENT ISSUES BY VOLUME .....	6
TOP 5 ISSUES LENT BY VOLUME .....	7
VOLUME OF ALL SECURITIES LENT - LAST 12 MONTHS .....	7
TOP 5 ISSUES LENT BY NUMBER OF TRANSACTIONS.....	8
NUMBER OF ALL LENDING TRANSACTIONS – LAST 12 MONTHS.....	8

**Note:**

*The lending statistics are based on the results of settlement within the UNIVYC settlement system, indicating the type of trade SECL and SECB on the credit side of the transfer.*

## SECURITIES LENDING - SHARES

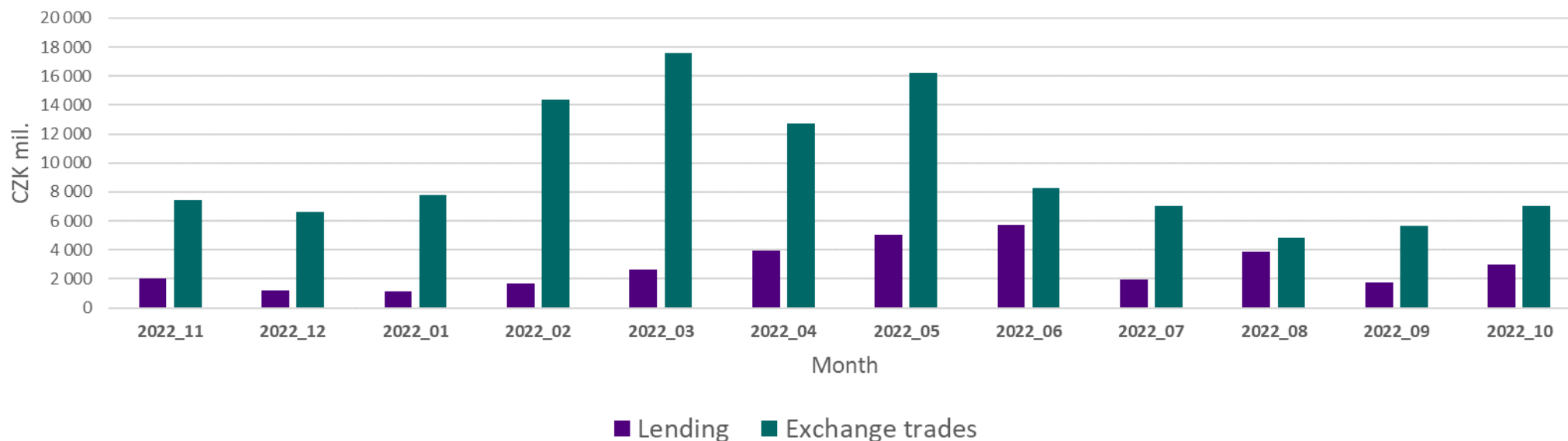
### Most lent issues by volume



## Volume of securities lent

ISIN	Volume of securities lent (CZK)	Volume of exchange trades (CZK)	Proportion (%)
AT0000652011 Erste Group Bank AG	2 341 701	1 191 696 787	0,20%
CS0008418869 PHILIP MORRIS ČR A.S.	17 772 120	240 267 960	7,40%
CZ0005112300 ČEZ, a. s.	2 357 378 145	3 258 073 421	72,35%
CZ0008019106 KOMERČNÍ BANKA, A.S.	443 099 476	1 712 753 410	25,87%
CZ0008040318 MONETA MONEY BANK, A. S.	171 283 752	560 907 993	30,54%
CZ0009000121 KOFOLA ČESKOSLOVENSKO A.S.	539 000	14 328 163	3,76%
CZ0009008942 Colt CZ Group SE	4 998 024	42 107 715	11,87%
<b>Total</b>	<b>2 997 412 216</b>	<b>7 020 135 448</b>	<b>42,70%</b>

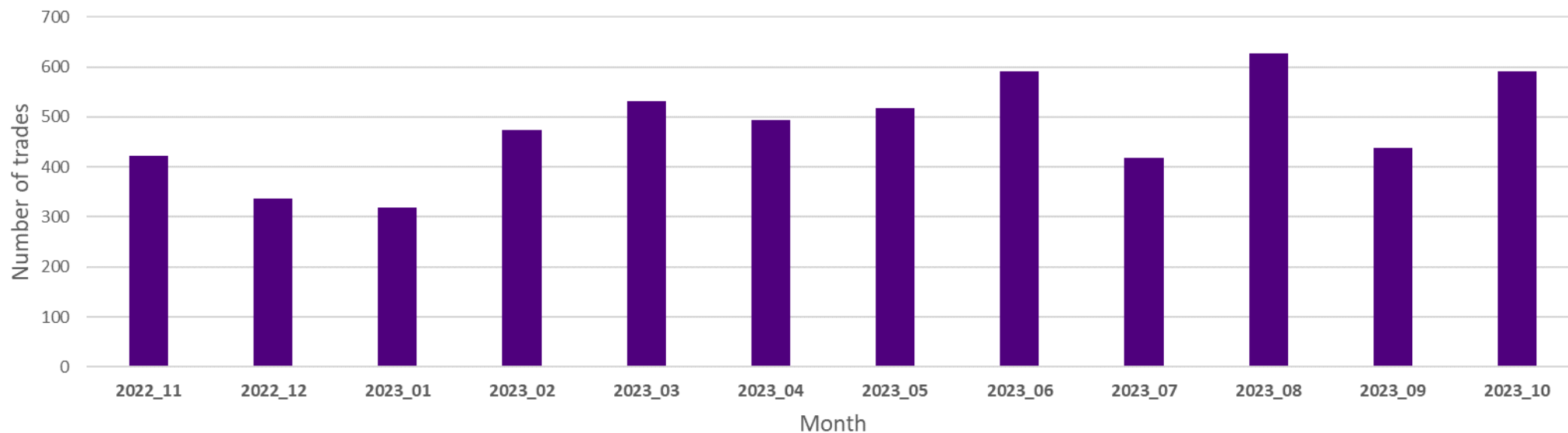
## Volume of securities lent – last 12 months



## Number of lending transactions

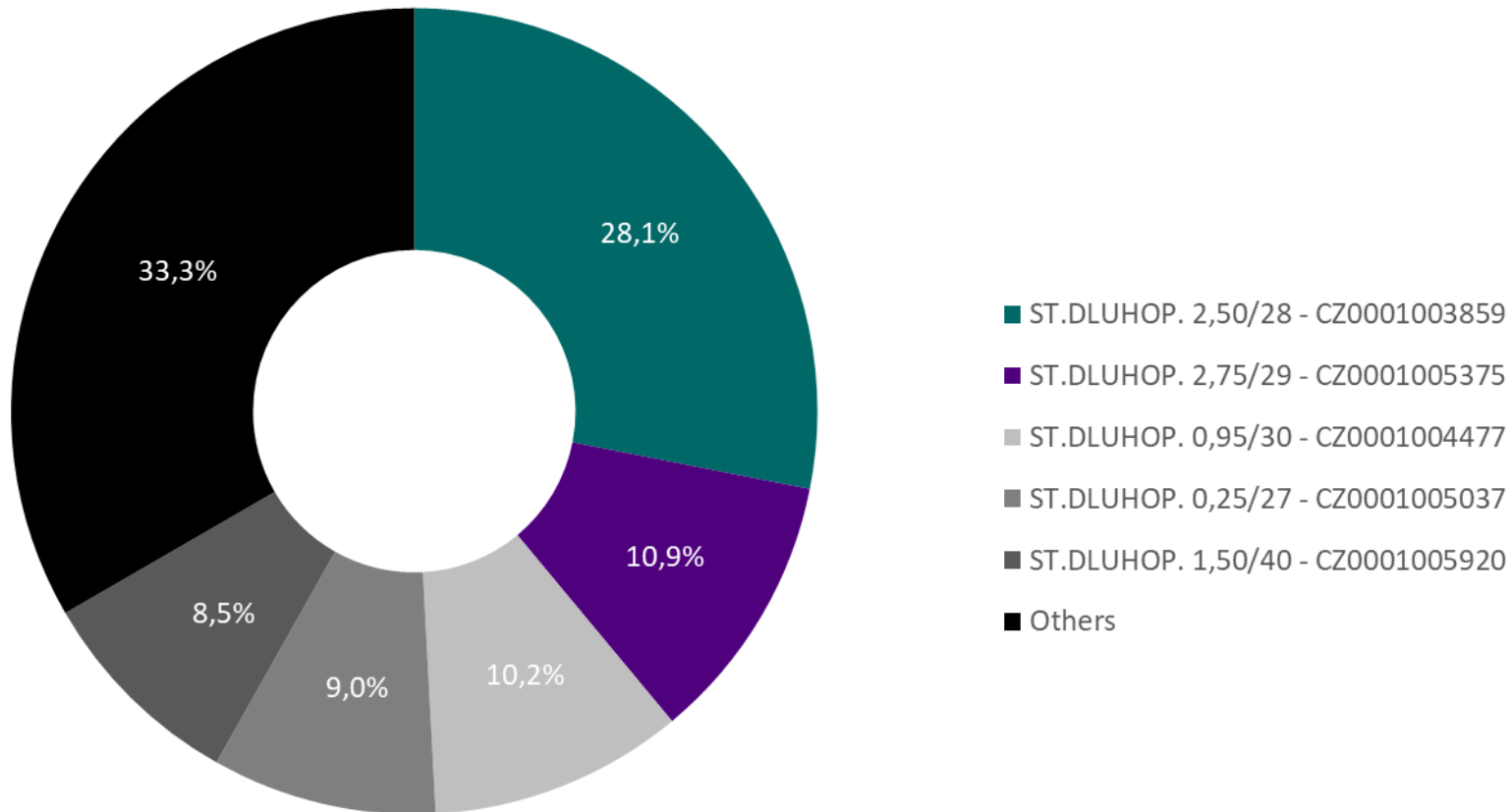
ISIN	Number of lending transactions	Number of exchange trades	Proportion (%)
AT0000652011 Erste Group Bank AG	2	8 249	0,02%
CS0008418869 PHILIP MORRIS ČR A.S.	21	3 670	0,57%
CZ0005112300 ČEZ, a. s.	244	19 487	1,25%
CZ0008019106 KOMERČNÍ BANKA, A.S.	161	16 418	0,98%
CZ0008040318 MONETA MONEY BANK, A. S.	153	9 328	1,64%
CZ0009000121 KOFOLA ČESKOSLOVENSKO A.S.	2	956	0,21%
CZ0009008942 Colt CZ Group SE	9	1 824	0,49%
<b>Total</b>	<b>592</b>	<b>59 932</b>	<b>0,99%</b>

## Number of lending transactions – last 12 months



## SECURITIES LENDING - GOVERNMENT BONDS

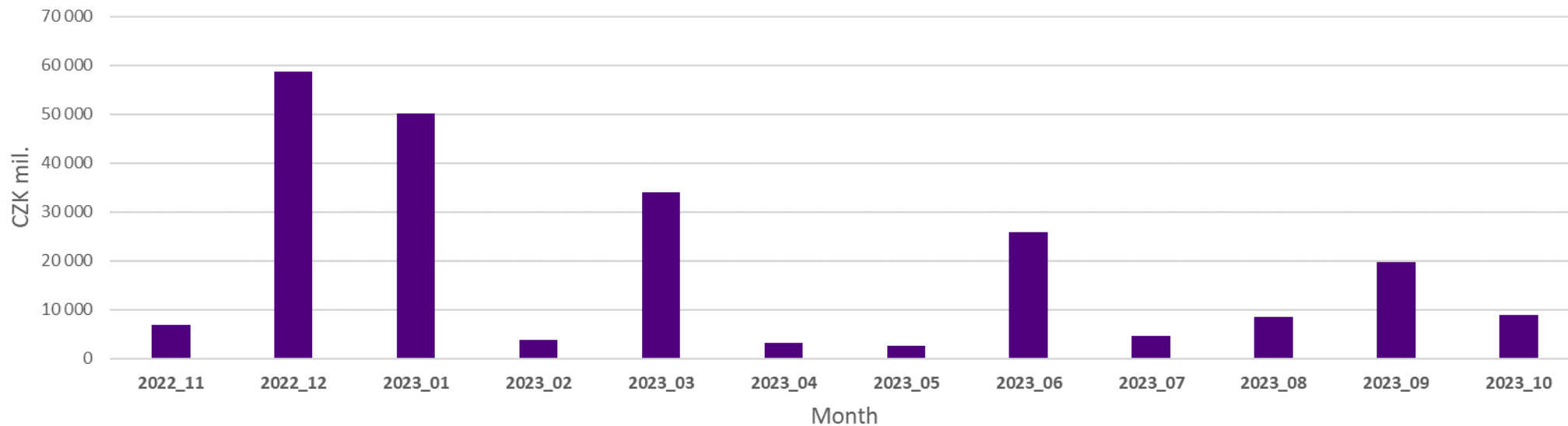
### Most lent issues by volume



### Top 5 issues lent by volume

ISIN	Volume of securities lent (CZK)	Volume of OTC transactions (CZK)	Proportion (%)
CZ0001003859 - ST.DLUHOP. 2,50/28	2 533 330 000	93 934 551 944	2,70%
CZ0001004477 - ST.DLUHOP. 0,95/30	919 760 000	52 247 083 848	1,76%
CZ0001005037 - ST.DLUHOP. 0,25/27	812 140 000	55 604 357 028	1,46%
CZ0001005375 - ST.DLUHOP. 2,75/29	980 000 000	42 506 994 167	2,31%
CZ0001005920 - ST.DLUHOP. 1,50/40	765 860 000	11 956 225 781	6,41%
Others	3 007 350 000	735 083 588 560	0,41%
<b>Total</b>	<b>9 018 440 000</b>	<b>991 332 801 329</b>	<b>0,91%</b>

### Volume of all securities lent - last 12 months



### Top 5 issues lent by number of transactions

ISIN	Number of lending transactions	Number of OTC transactions	Proportion (%)
CZ0001003859 - ST.DLUHOP. 2,50/28	14	491	2,85%
CZ0001004477 - ST.DLUHOP. 0,95/30	17	304	5,59%
CZ0001005037 - ST.DLUHOP. 0,25/27	14	407	3,44%
CZ0001005920 - ST.DLUHOP. 1,50/40	9	293	3,07%
CZ0001006688 - ST.DLUHOP. 5,00/30	12	455	2,64%
Others	38	6 467	0,59%
<b>Total</b>	<b>104</b>	<b>8 417</b>	<b>1,24%</b>

### Number of all lending transactions – last 12 months

