

**SECURITIES LENDING 2023**  
**September**

CENTRAL SECURITIES DEPOSITORY PRAGUE

## OBSAH / CONTENT

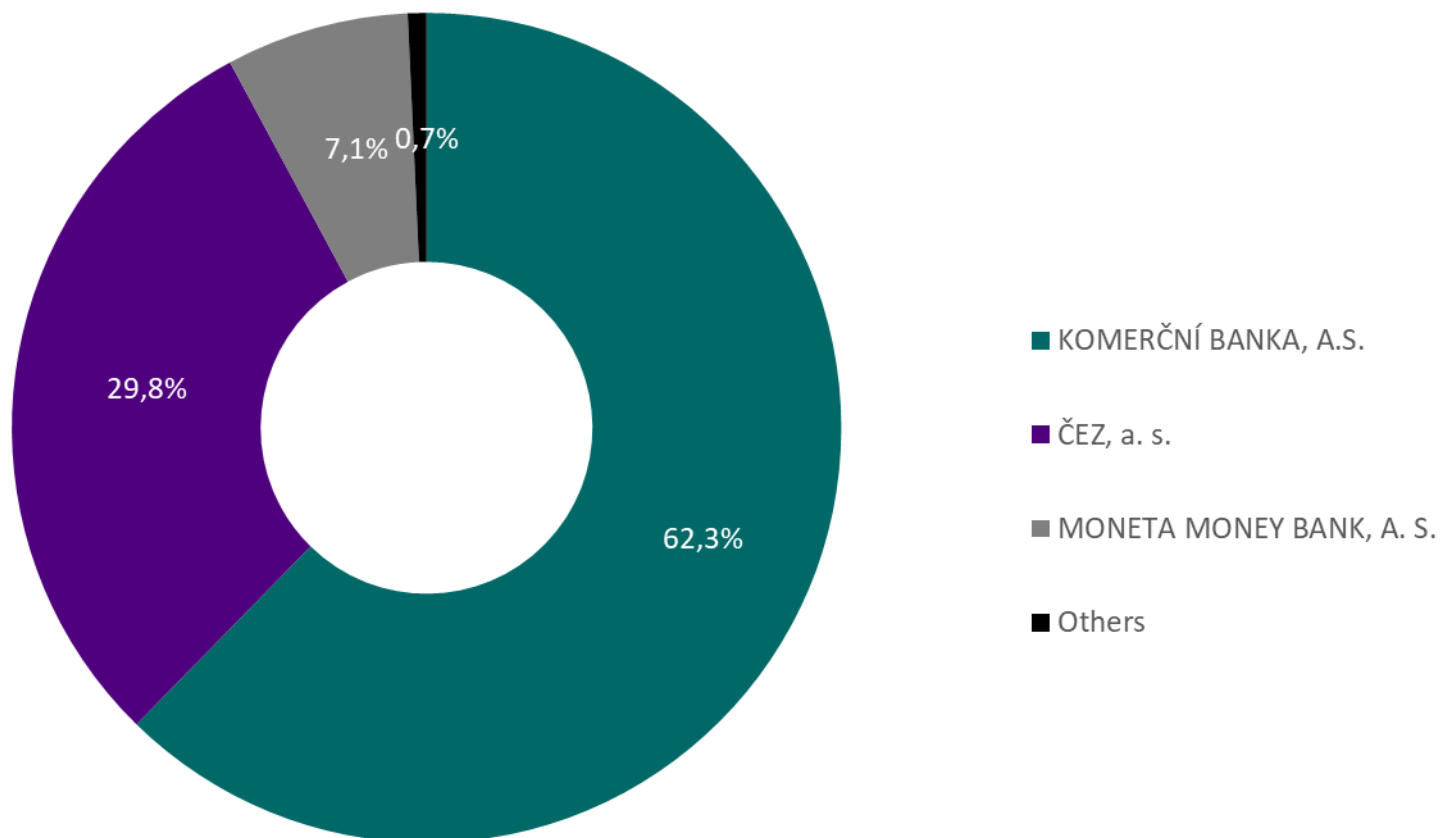
<b>SECURITIES LENDING - SHARES</b> .....	<b>3</b>
MOST LENT ISSUES BY VOLUME .....	3
VOLUME OF SECURITIES LENT.....	4
VOLUME OF SECURITIES LENT – LAST 12 MONTHS.....	4
NUMBER OF LENDING TRANSACTIONS.....	5
NUMBER OF LENDING TRANSACTIONS – LAST 12 MONTHS.....	5
<b>SECURITIES LENDING - GOVERNMENT BONDS</b> .....	<b>6</b>
MOST LENT ISSUES BY VOLUME .....	6
TOP 5 ISSUES LENT BY VOLUME .....	7
VOLUME OF ALL SECURITIES LENT - LAST 12 MONTHS .....	7
TOP 5 ISSUES LENT BY NUMBER OF TRANSACTIONS.....	8
NUMBER OF ALL LENDING TRANSACTIONS – LAST 12 MONTHS.....	8

**Note:**

*The lending statistics are based on the results of settlement within the UNIVYC settlement system, indicating the type of trade SECL and SECB on the credit side of the transfer.*

## SECURITIES LENDING - SHARES

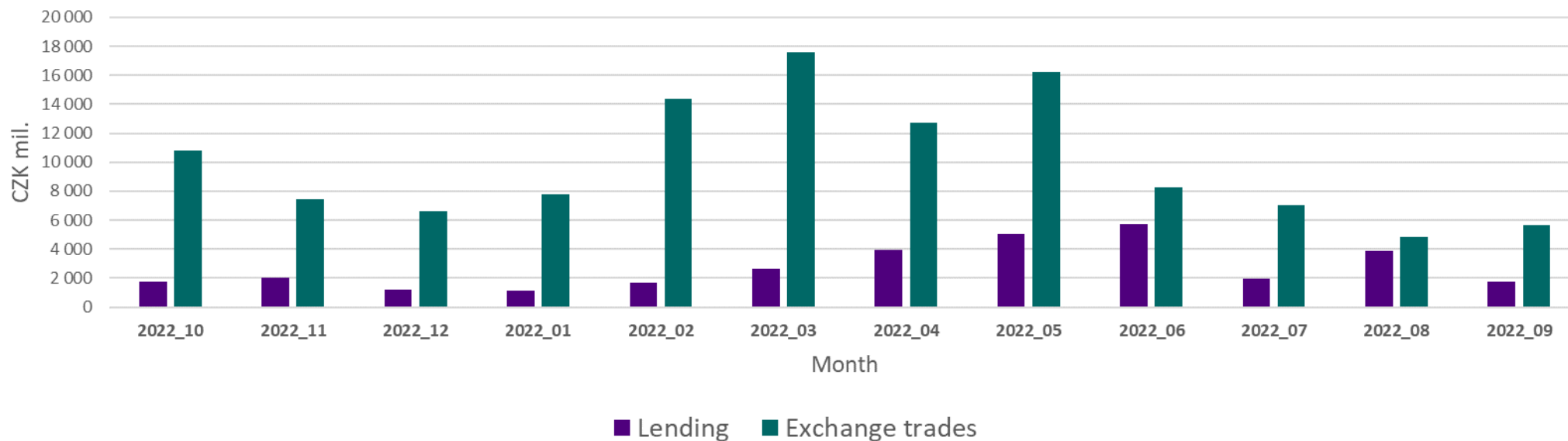
Most lent issues by volume



## Volume of securities lent

ISIN	Volume of securities lent (CZK)	Volume of exchange trades (CZK)	Proportion (%)
CS0008418869 PHILIP MORRIS ČR A.S.	6 636 160	64 335 100	10,31%
CZ0005112300 ČEZ, a. s.	523 868 423	3 073 200 562	17,05%
CZ0008019106 KOMERČNÍ BANKA, A.S.	1 095 171 308	1 830 986 327	59,81%
CZ0008040318 MONETA MONEY BANK, A. S.	125 277 983	633 019 056	19,79%
CZ0009000121 KOFOLA ČESKOSLOVENSKO A.S.	134 000	19 708 637	0,68%
CZ0009008942 Colt CZ Group SE	6 011 396	45 850 460	13,11%
<b>Total</b>	<b>1 757 099 269</b>	<b>5 667 100 141</b>	<b>31,01%</b>

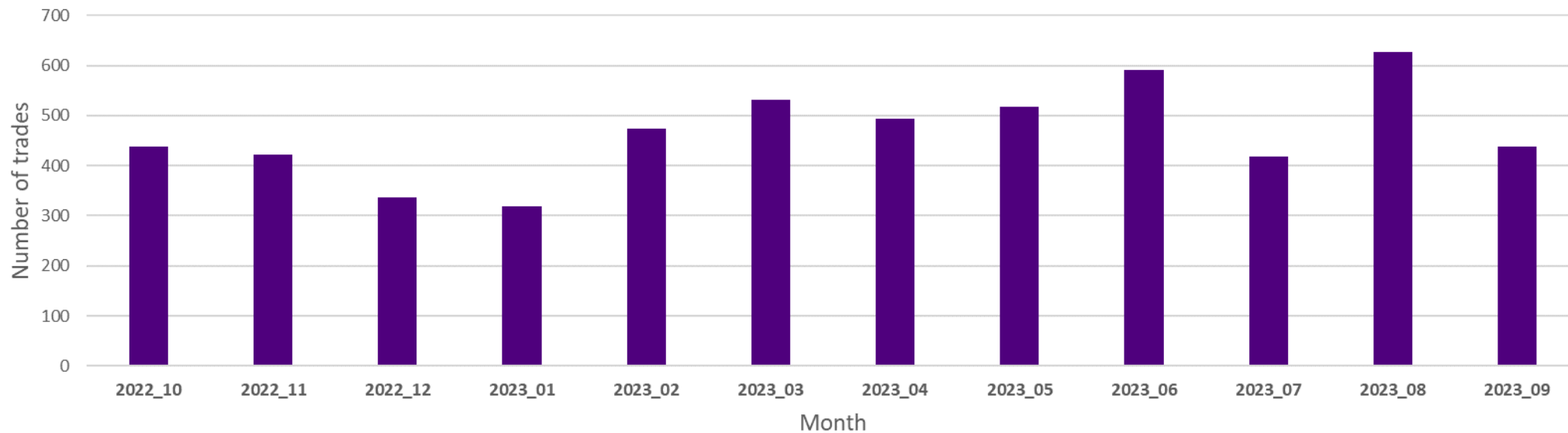
## Volume of securities lent – last 12 months



## Number of lending transactions

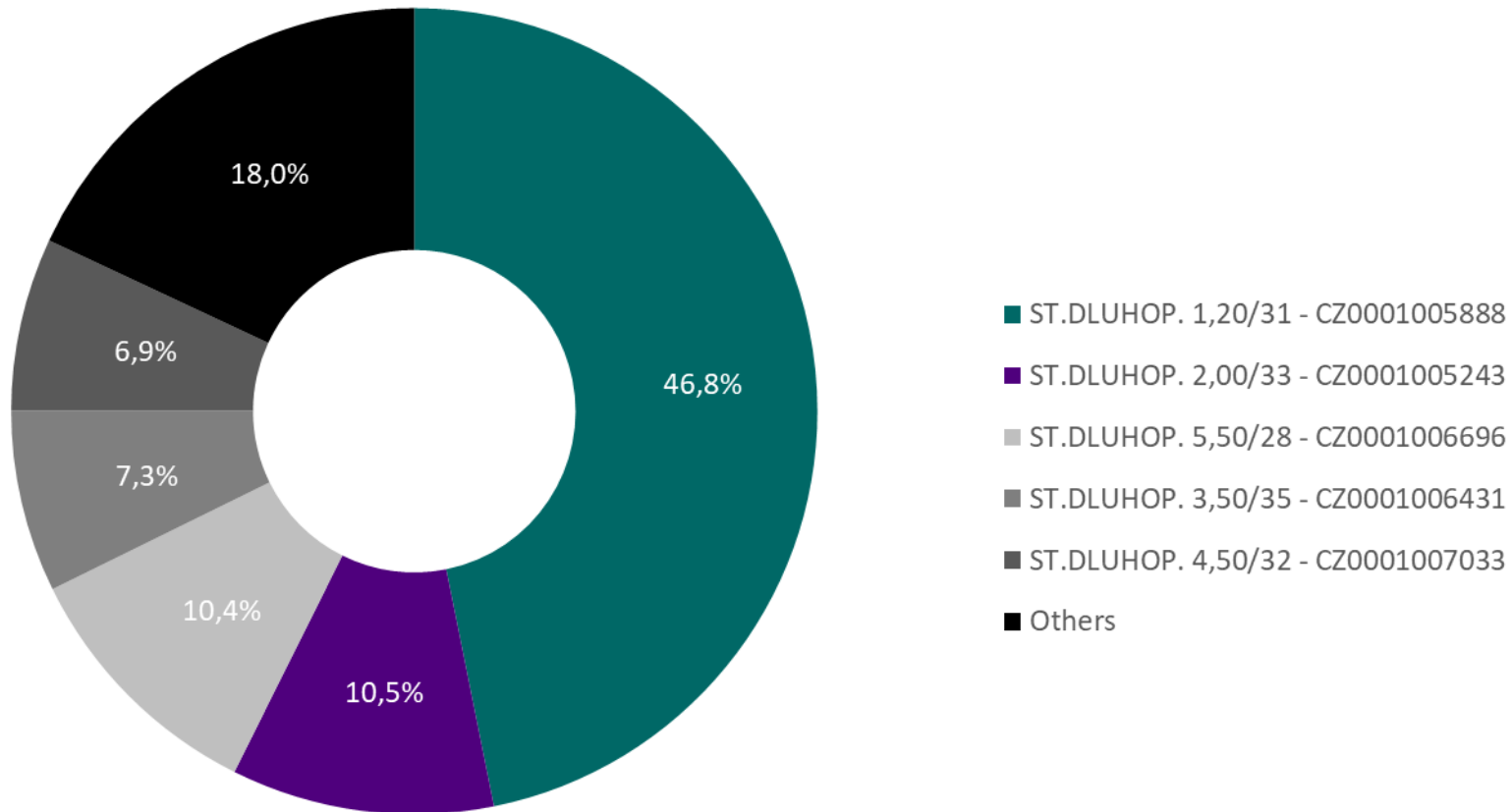
ISIN	Number of lending transactions	Number of exchange trades	Proportion (%)
CS0008418869 PHILIP MORRIS ČR A.S.	4	1 003	0,40%
CZ0005112300 ČEZ, a. s.	196	18 573	1,06%
CZ0008019106 KOMERČNÍ BANKA, A.S.	121	16 300	0,74%
CZ0008040318 MONETA MONEY BANK, A. S.	108	8 376	1,29%
CZ0009000121 KOFOLA ČESKOSLOVENSKO A.S.	1	1 116	0,09%
CZ0009008942 Colt CZ Group SE	9	1 735	0,52%
<b>Total</b>	<b>439</b>	<b>47 103</b>	<b>0,93%</b>

## Number of lending transactions – last 12 months



## SECURITIES LENDING - GOVERNMENT BONDS

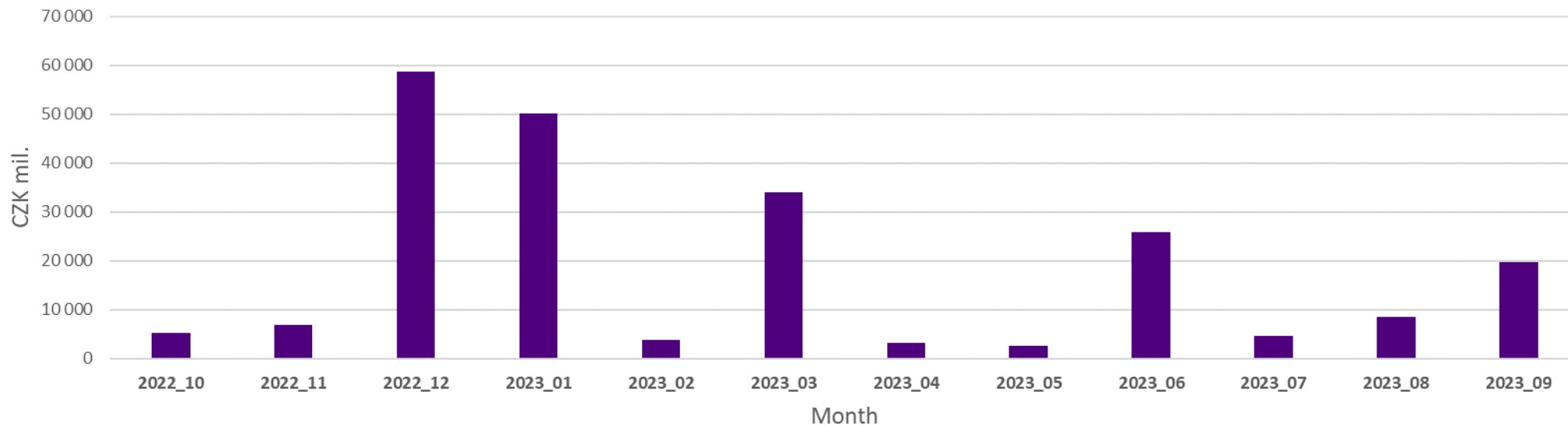
### Most lent issues by volume



### Top 5 issues lent by volume

ISIN	Volume of securities lent (CZK)	Volume of OTC transactions (CZK)	Proportion (%)
CZ0001005243 - ST.DLUHOP. 2,00/33	2 091 000 000	36 349 765 557	5,75%
CZ0001005888 - ST.DLUHOP. 1,20/31	9 295 400 000	63 232 841 152	14,70%
CZ0001006431 - ST.DLUHOP. 3,50/35	1 450 000 000	17 018 618 243	8,52%
CZ0001006696 - ST.DLUHOP. 5,50/28	2 057 000 000	61 025 469 029	3,37%
CZ0001007033 - ST.DLUHOP. 4,50/32	1 376 000 000	28 321 433 114	4,86%
Others	3 580 500 000	738 399 278 705	0,48%
<b>Total</b>	<b>19 849 900 000</b>	<b>944 347 405 801</b>	<b>2,10%</b>

### Volume of all securities lent - last 12 months



### Top 5 issues lent by number of transactions

ISIN	Number of lending transactions	Number of OTC transactions	Proportion (%)
CZ0001003859 - ST.DLUHOP. 2,50/28	4	443	0,90%
CZ0001004477 - ST.DLUHOP. 0,95/30	4	395	1,01%
CZ0001005037 - ST.DLUHOP. 0,25/27	6	338	1,78%
CZ0001005243 - ST.DLUHOP. 2,00/33	5	219	2,28%
CZ0001006696 - ST.DLUHOP. 5,50/28	5	415	1,20%
CZ0001007033 - ST.DLUHOP. 4,50/32	5	176	2,84%
Others	32	4 672	0,68%
<b>Total</b>	<b>61</b>	<b>6 658</b>	<b>0,92%</b>

### Number of all lending transactions – last 12 months

