



# **SECURITIES LENDING 2023**

**August**

CENTRAL SECURITIES DEPOSITORY PRAGUE

## OBSAH / CONTENT

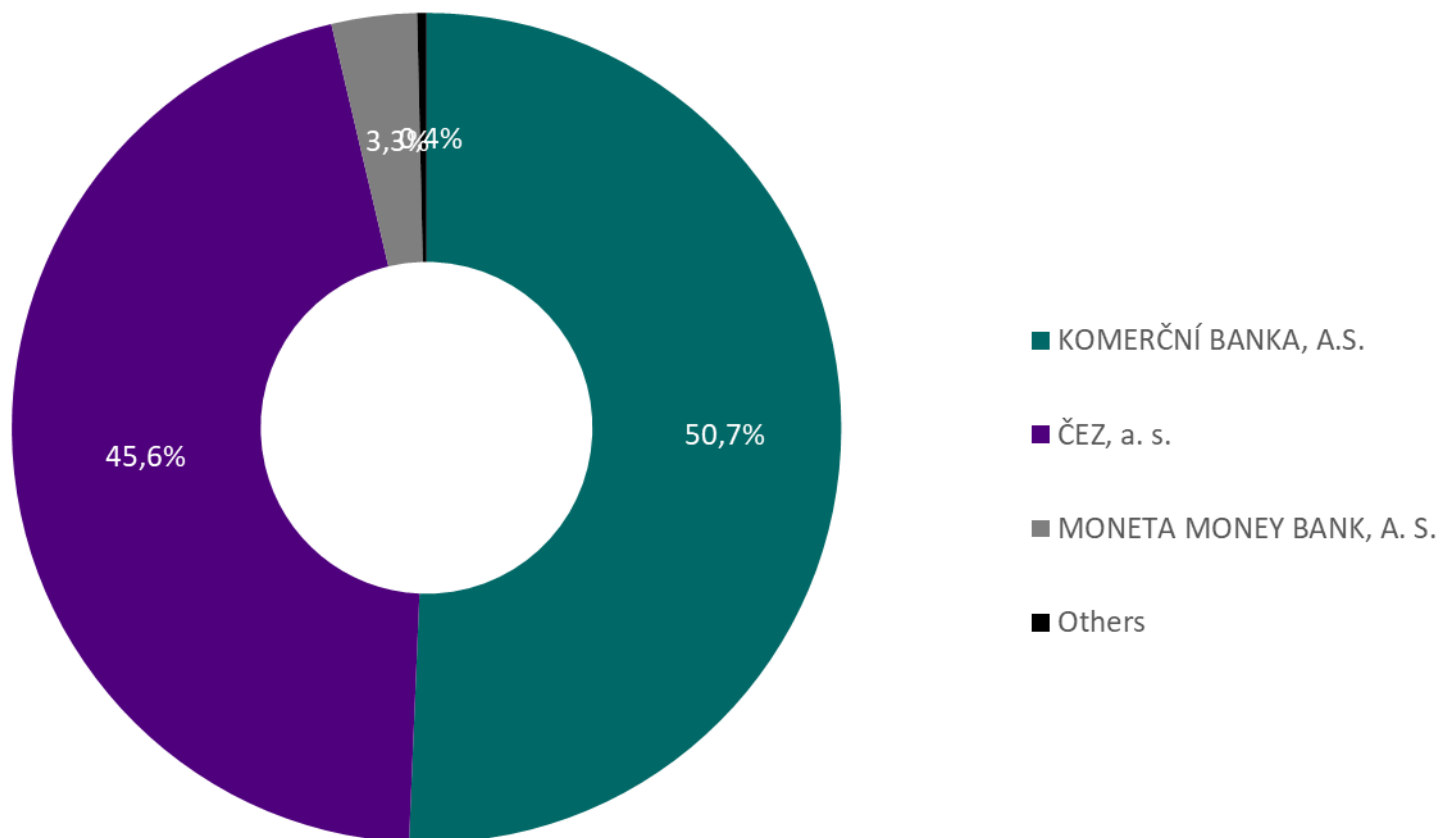
<b>SECURITIES LENDING - SHARES</b> .....	<b>3</b>
MOST LENT ISSUES BY VOLUME .....	3
VOLUME OF SECURITIES LENT.....	4
VOLUME OF SECURITIES LENT – LAST 12 MONTHS.....	4
NUMBER OF LENDING TRANSACTIONS.....	5
NUMBER OF LENDING TRANSACTIONS – LAST 12 MONTHS.....	5
<b>SECURITIES LENDING - GOVERNMENT BONDS</b> .....	<b>6</b>
MOST LENT ISSUES BY VOLUME .....	6
TOP 5 ISSUES LENT BY VOLUME .....	7
VOLUME OF ALL SECURITIES LENT - LAST 12 MONTHS .....	7
TOP 5 ISSUES LENT BY NUMBER OF TRANSACTIONS.....	8
NUMBER OF ALL LENDING TRANSACTIONS – LAST 12 MONTHS.....	8

**Note:**

*The lending statistics are based on the results of settlement within the UNIVYC settlement system, indicating the type of trade SECL and SECB on the credit side of the transfer.*

## SECURITIES LENDING - SHARES

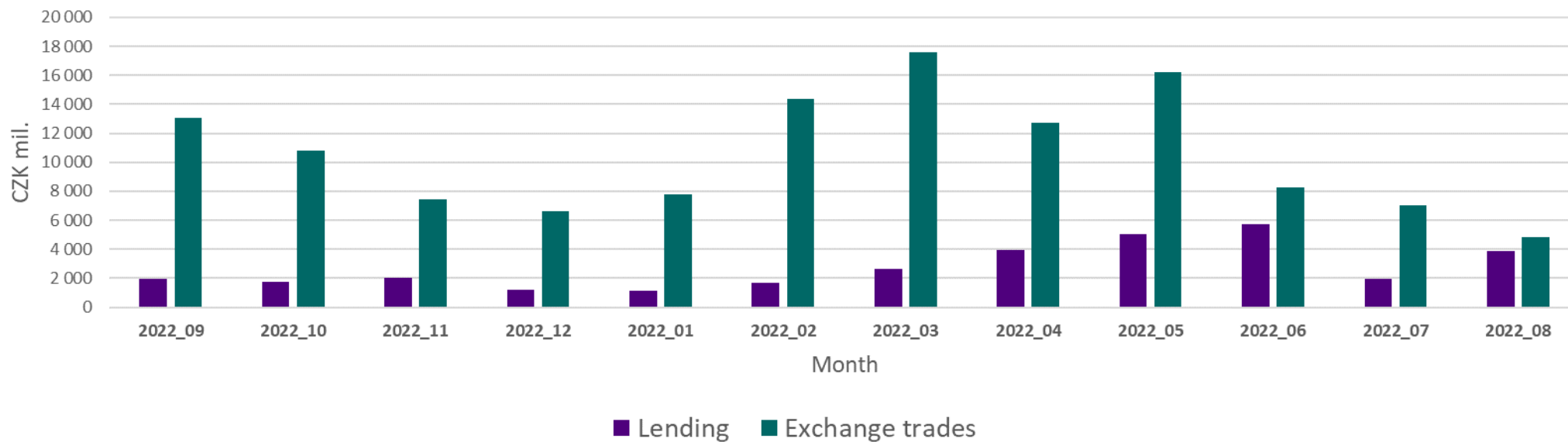
Most lent issues by volume



## Volume of securities lent

ISIN	Volume of securities lent (CZK)	Volume of exchange trades (CZK)	Proportion (%)
CS0008418869 PHILIP MORRIS ČR A.S.	8 828 340	61 772 920	14,29%
CZ0005112300 ČEZ, a. s.	1 760 219 413	2 769 393 587	63,56%
CZ0008019106 KOMERČNÍ BANKA, A.S.	1 954 829 514	1 429 646 788	136,74%
CZ0008040318 MONETA MONEY BANK, A. S.	128 430 577	480 573 307	26,72%
CZ0009008942 Colt CZ Group SE	5 195 232	83 703 650	6,21%
<b>Total</b>	<b>3 857 503 076</b>	<b>4 825 090 251</b>	<b>79,95%</b>

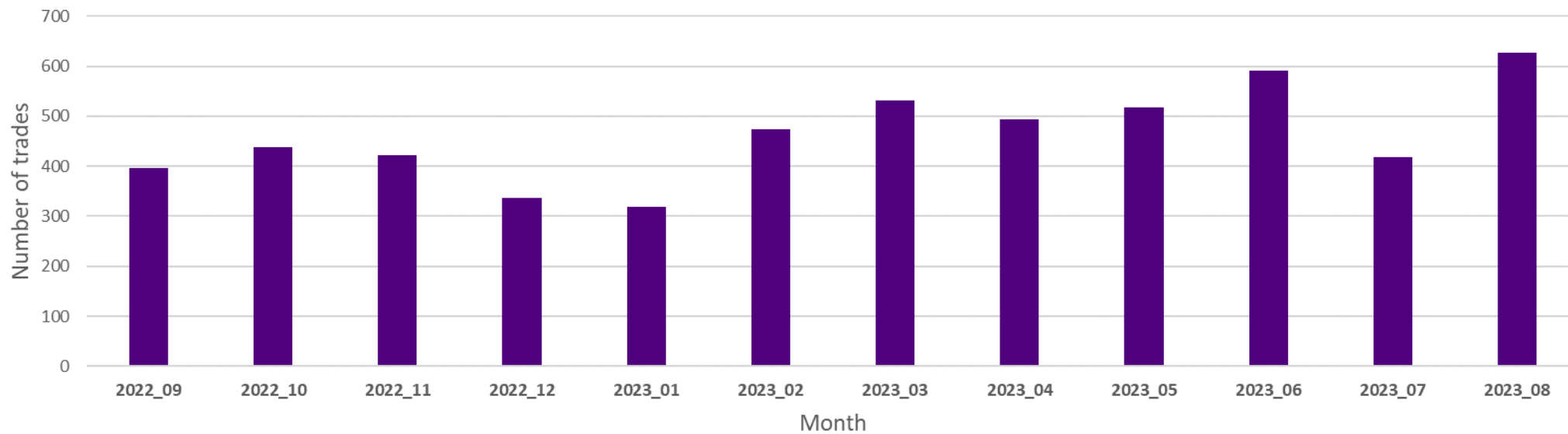
## Volume of securities lent – last 12 months



## Number of lending transactions

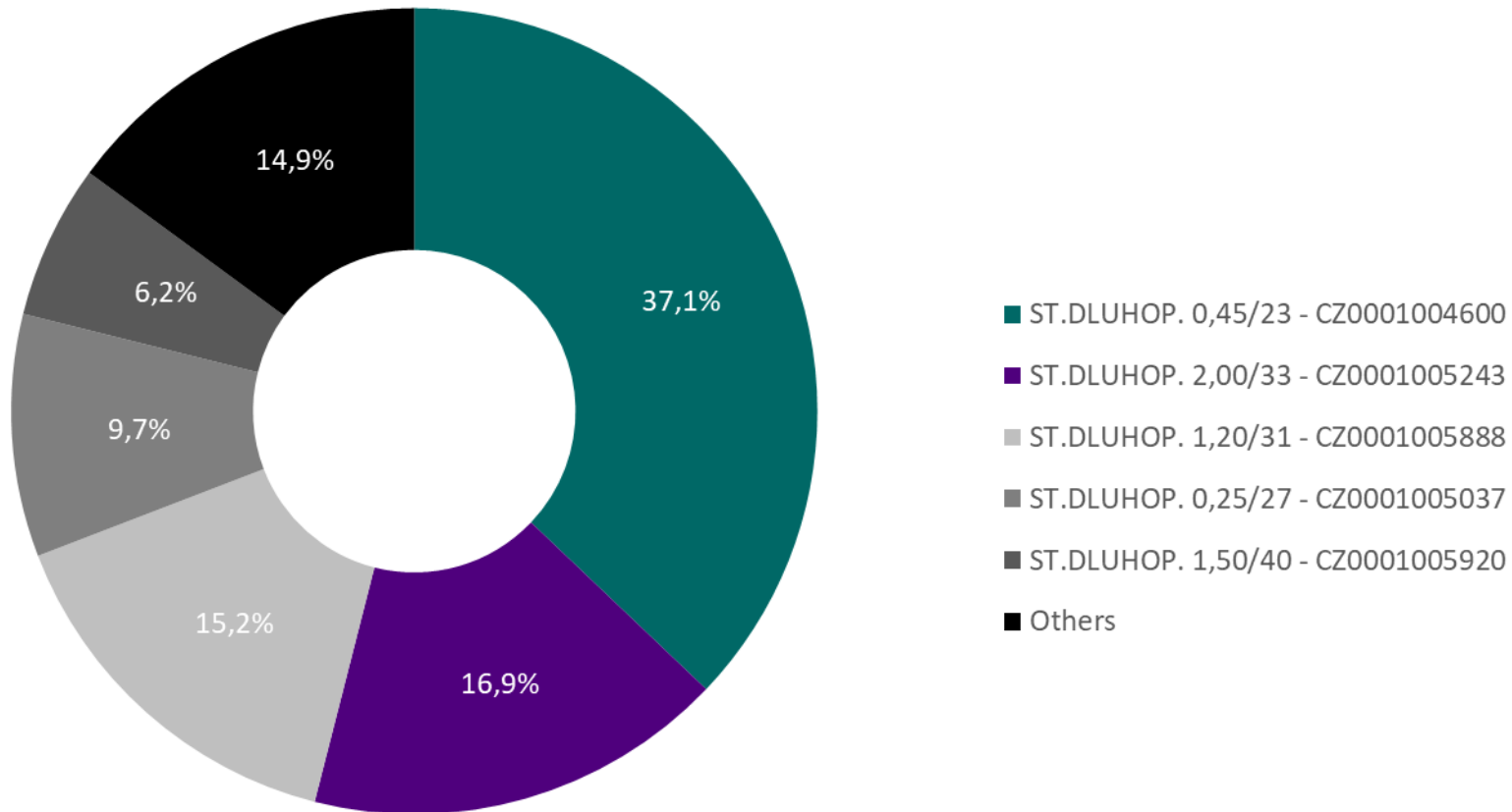
ISIN	Number of lending transactions	Number of exchange trades	Proportion (%)
CS0008418869 PHILIP MORRIS ČR A.S.	16	1 027	1,56%
CZ0005112300 ČEZ, a. s.	191	18 415	1,04%
CZ0008019106 KOMERČNÍ BANKA, A.S.	307	13 228	2,32%
CZ0008040318 MONETA MONEY BANK, A. S.	97	7 407	1,31%
CZ0009008942 Colt CZ Group SE	16	2 466	0,65%
<b>Total</b>	<b>627</b>	<b>42 543</b>	<b>1,47%</b>

## Number of lending transactions – last 12 months



## SECURITIES LENDING - GOVERNMENT BONDS

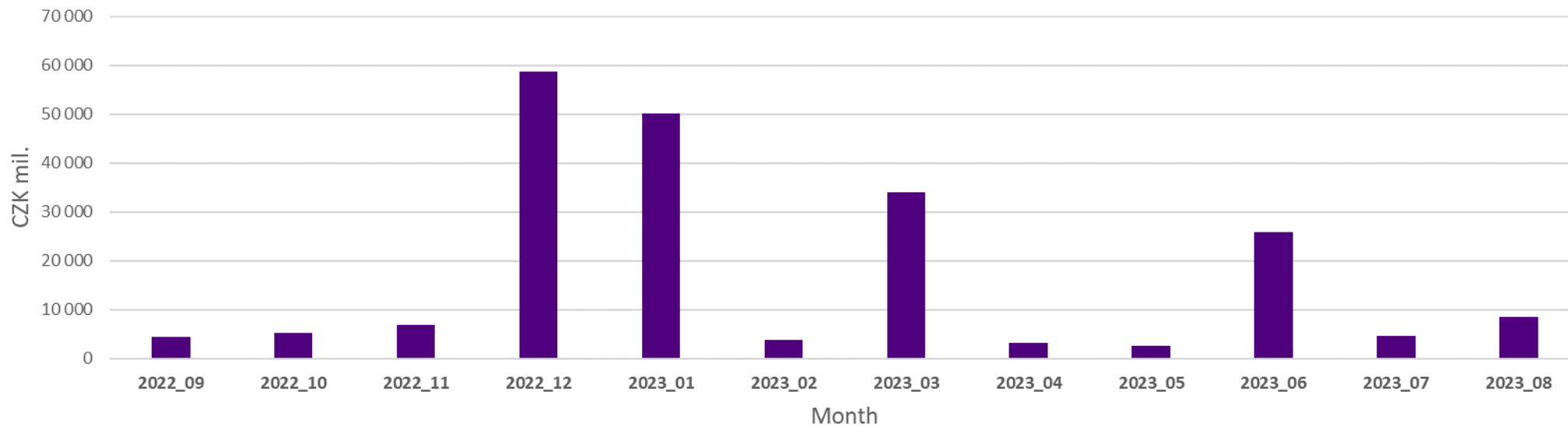
### Most lent issues by volume



### Top 5 issues lent by volume

ISIN	Volume of securities lent (CZK)	Volume of OTC transactions (CZK)	Proportion (%)
CZ0001004600 - ST.DLUHOP. 0,45/23	3 151 620 000	31 027 026 565	10,16%
CZ0001005037 - ST.DLUHOP. 0,25/27	826 000 000	99 945 380 372	0,83%
CZ0001005243 - ST.DLUHOP. 2,00/33	1 432 000 000	49 627 675 156	2,89%
CZ0001005888 - ST.DLUHOP. 1,20/31	1 289 610 000	63 551 125 393	2,03%
CZ0001005920 - ST.DLUHOP. 1,50/40	526 000 000	15 377 145 322	3,42%
Others	1 267 200 000	555 579 910 875	0,23%
<b>Total</b>	<b>8 492 430 000</b>	<b>815 108 263 682</b>	<b>1,04%</b>

### Volume of all securities lent - last 12 months



### Top 5 issues lent by number of transactions

ISIN	Number of lending transactions	Number of OTC transactions	Proportion (%)
CZ0001004469 - ST.DLUHOP. 1,00/26	6	208	2,88%
CZ0001004477 - ST.DLUHOP. 0,95/30	8	429	1,86%
CZ0001005888 - ST.DLUHOP. 1,20/31	14	301	4,65%
CZ0001005920 - ST.DLUHOP. 1,50/40	10	327	3,06%
CZ0001006076 - ST.DLUHOP. 0,05/29	6	443	1,35%
Others	22	4 876	0,45%
<b>Total</b>	<b>66</b>	<b>6 584</b>	<b>1,00%</b>

### Number of all lending transactions – last 12 months

