

# **SECURITIES LENDING 2023**

**July**

CENTRAL SECURITIES DEPOSITORY PRAGUE

## OBSAH / CONTENT

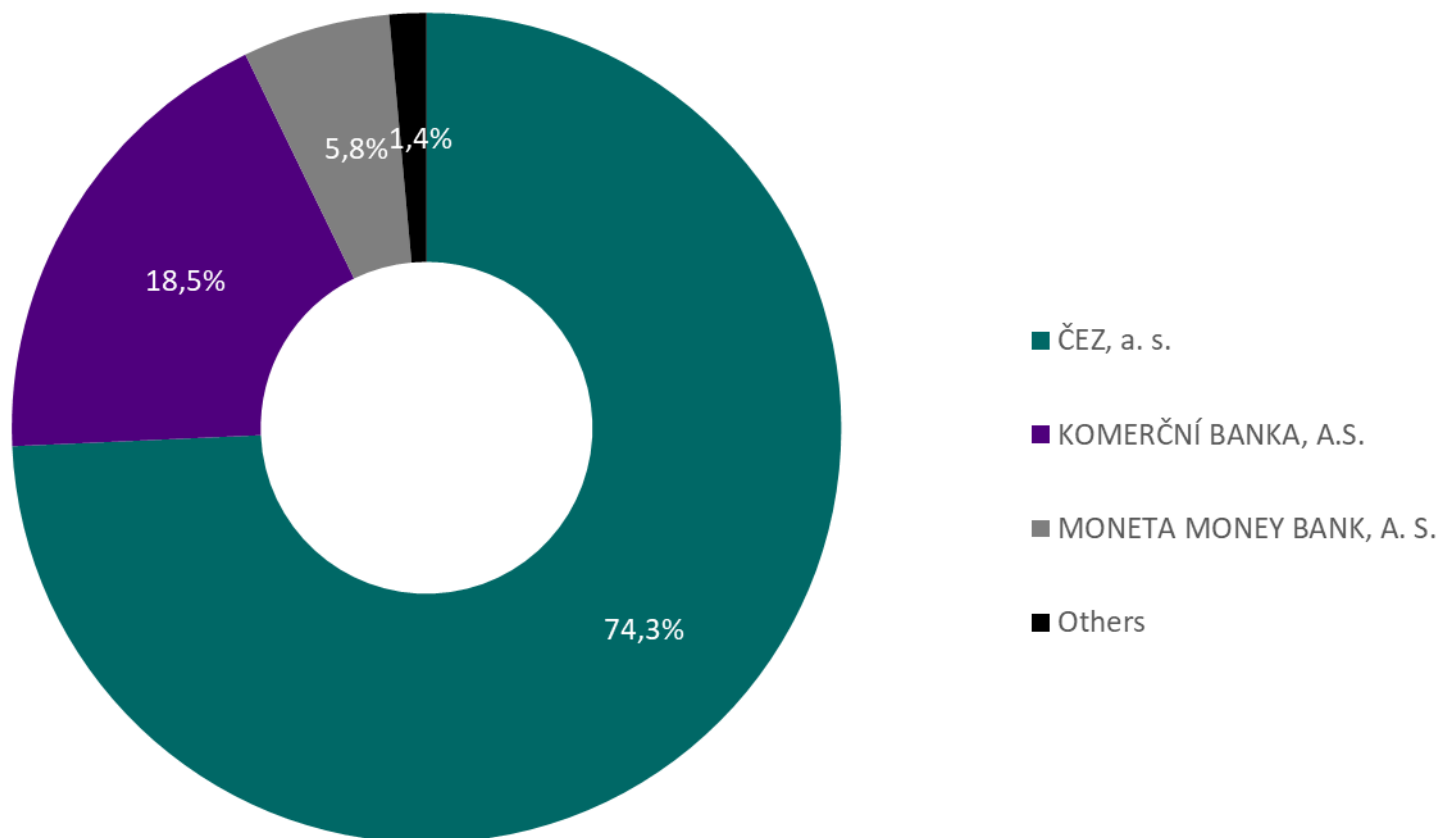
<b>SECURITIES LENDING - SHARES</b> .....	<b>3</b>
MOST LENT ISSUES BY VOLUME .....	3
VOLUME OF SECURITIES LENT.....	4
VOLUME OF SECURITIES LENT – LAST 12 MONTHS.....	4
NUMBER OF LENDING TRANSACTIONS.....	5
NUMBER OF LENDING TRANSACTIONS – LAST 12 MONTHS.....	5
<b>SECURITIES LENDING - GOVERNMENT BONDS</b> .....	<b>6</b>
MOST LENT ISSUES BY VOLUME .....	6
TOP 5 ISSUES LENT BY VOLUME .....	7
VOLUME OF ALL SECURITIES LENT - LAST 12 MONTHS .....	7
TOP 5 ISSUES LENT BY NUMBER OF TRANSACTIONS.....	8
NUMBER OF ALL LENDING TRANSACTIONS – LAST 12 MONTHS.....	8

**Note:**

*The lending statistics are based on the results of settlement within the UNIVYC settlement system, indicating the type of trade SECL and SECB on the credit side of the transfer.*

## SECURITIES LENDING - SHARES

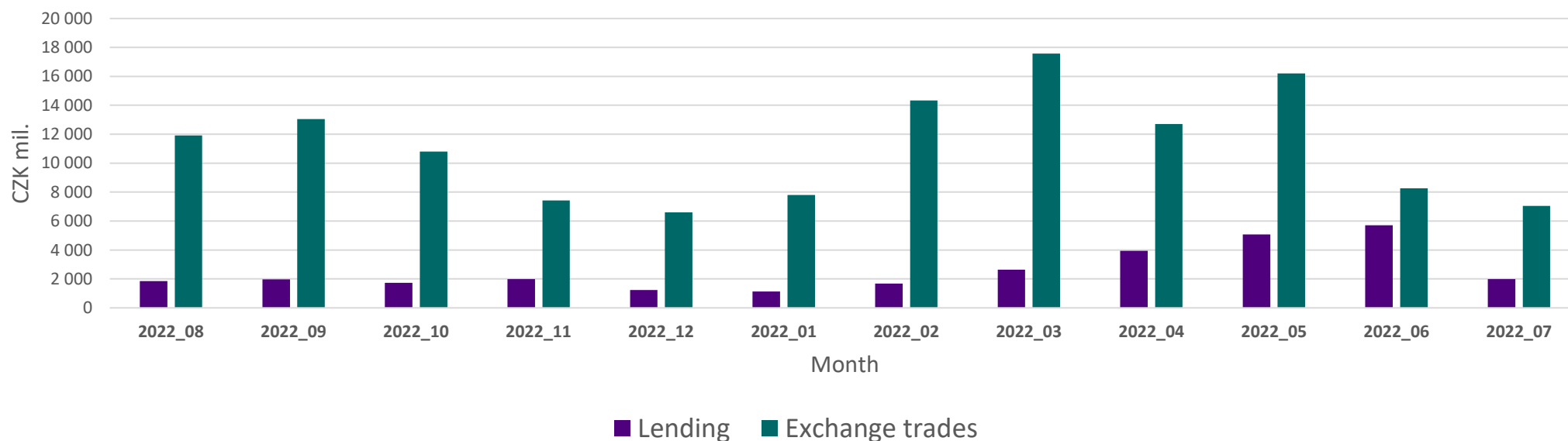
Most lent issues by volume



## Volume of securities lent

ISIN	Volume of securities lent (CZK)	Volume of exchange trades (CZK)	Proportion (%)
AT0000652011 Erste Group Bank AG	8 263 823	1 318 774 903	0,63%
CS0008418869 PHILIP MORRIS ČR A.S.	9 175 120	64 678 860	14,19%
CZ0005112300 ČEZ, a. s.	1 478 589 401	3 338 229 526	44,29%
CZ0008019106 KOMERČNÍ BANKA, A.S.	368 415 807	1 341 092 025	27,47%
CZ0008040318 MONETA MONEY BANK, A. S.	114 449 599	902 488 084	12,68%
CZ0009000121 KOFOLA ČESKOSLOVENSKO A.S.	42 366	26 304 222	0,16%
CZ0009008942 Colt CZ Group SE	11 274 421	48 317 661	23,33%
<b>Total</b>	<b>1 990 210 536</b>	<b>7 039 885 281</b>	<b>28,27%</b>

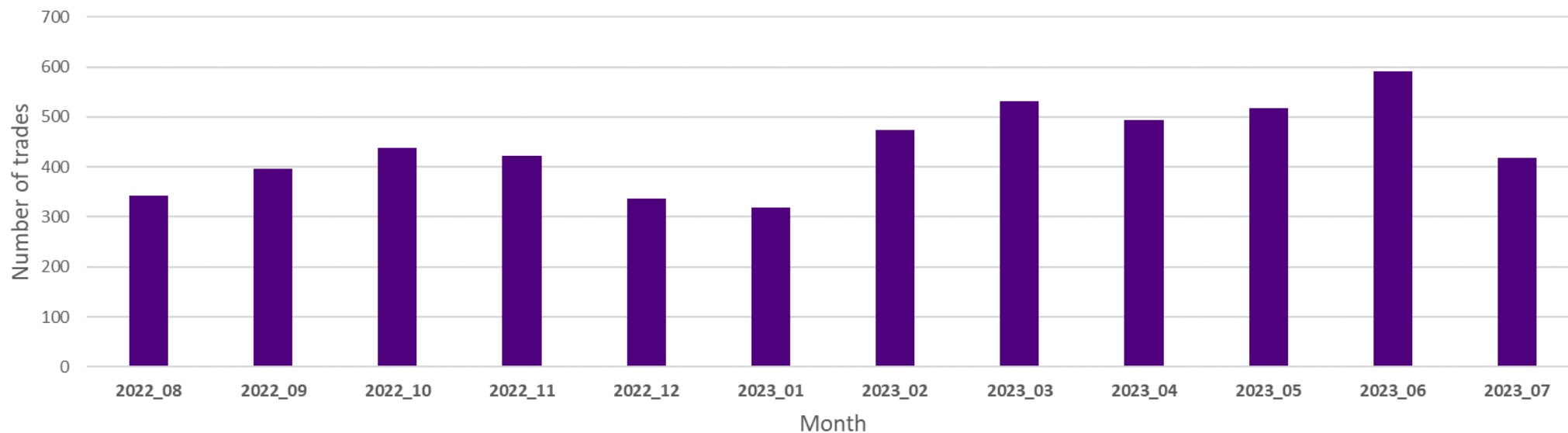
## Volume of securities lent – last 12 months



## Number of lending transactions

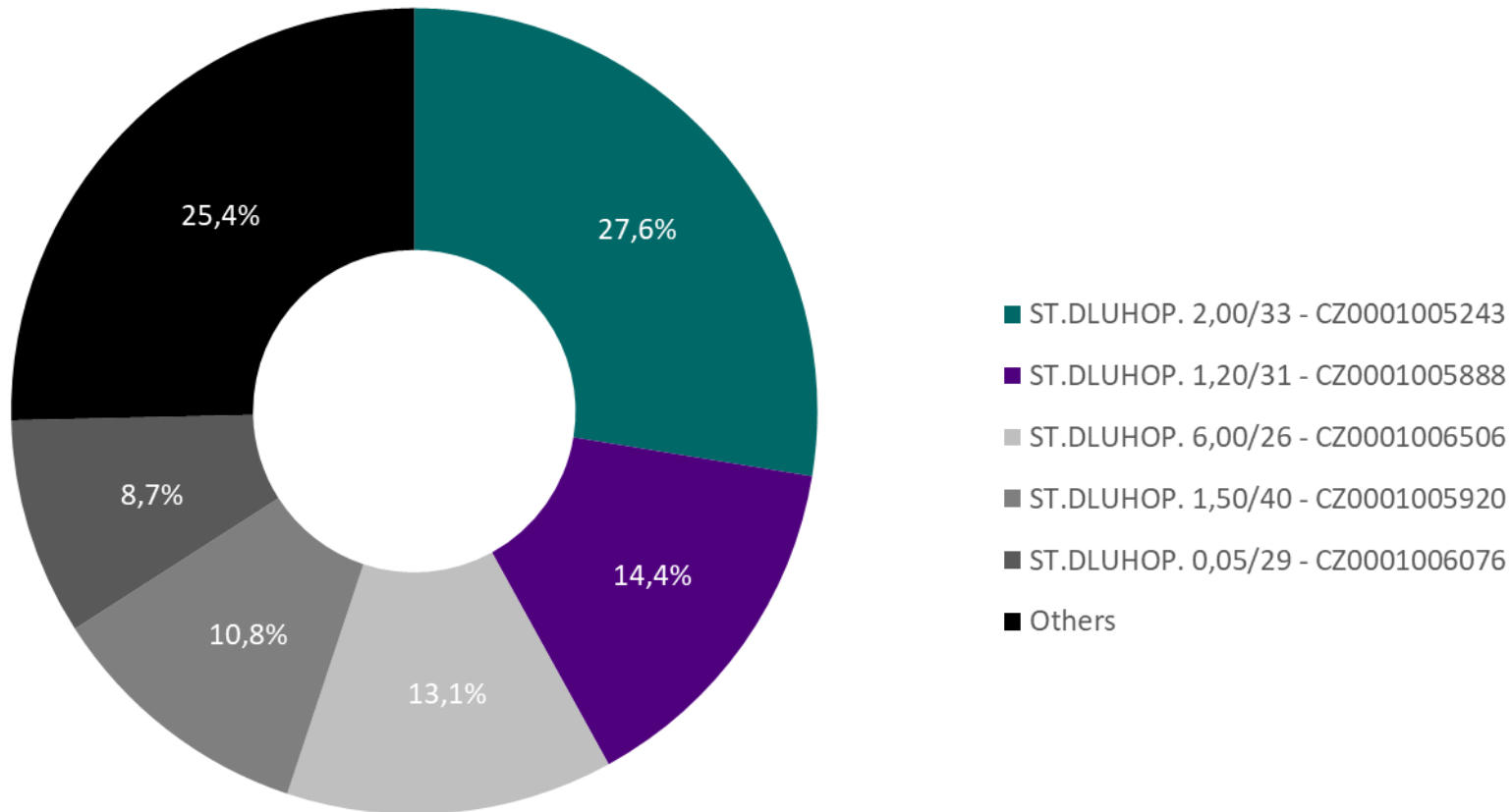
ISIN	Number of lending transactions	Number of exchange trades	Proportion (%)
AT0000652011 Erste Group Bank AG	6	10 130	0,06%
CS0008418869 PHILIP MORRIS ČR A.S.	24	916	2,62%
CZ0005112300 ČEZ, a. s.	159	20 024	0,79%
CZ0008019106 KOMERČNÍ BANKA, A.S.	122	10 562	1,16%
CZ0008040318 MONETA MONEY BANK, A. S.	93	5 868	1,58%
CZ0009000121 KOFOLA ČESKOSLOVENSKO A.S.	3	886	0,34%
CZ0009008942 Colt CZ Group SE	12	1 728	0,69%
<b>Total</b>	<b>419</b>	<b>50 114</b>	<b>0,84%</b>

## Number of lending transactions – last 12 months



## SECURITIES LENDING - GOVERNMENT BONDS

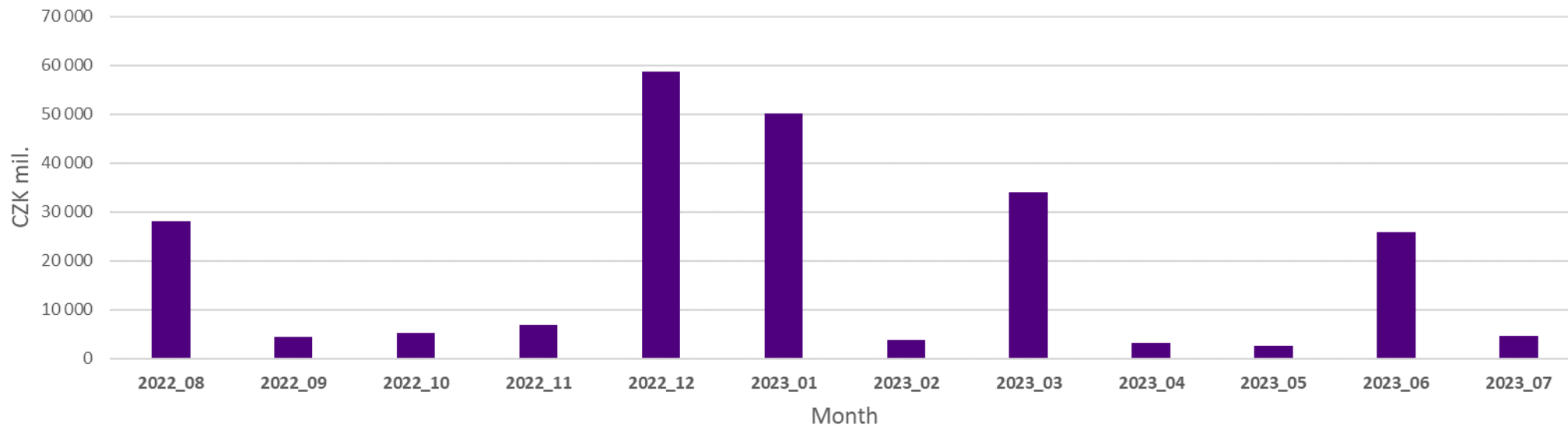
### Most lent issues by volume



### Top 5 issues lent by volume

ISIN	Volume of securities lent (CZK)	Volume of OTC transactions (CZK)	Proportion (%)
CZ0001005243 - ST.DLUHOP. 2,00/33	1 300 000 000	47 420 575 045	2,74%
CZ0001005888 - ST.DLUHOP. 1,20/31	679 320 000	75 538 684 467	0,90%
CZ0001005920 - ST.DLUHOP. 1,50/40	510 000 000	8 397 688 144	6,07%
CZ0001006076 - ST.DLUHOP. 0,05/29	411 000 000	25 594 767 815	1,61%
CZ0001006506 - ST.DLUHOP. 6,00/26	618 000 000	6 777 020 643	9,12%
Others	1 187 300 000	568 465 953 162	0,21%
<b>Total</b>	<b>4 705 620 000</b>	<b>732 194 689 275</b>	<b>0,64%</b>

### Volume of all securities lent - last 12 months



### Top 5 issues lent by number of transactions

ISIN	Number of lending transactions	Number of OTC transactions	Proportion (%)
CZ0001005243 - ST.DLUHOP. 2,00/33	6	416	1,44%
CZ0001005888 - ST.DLUHOP. 1,20/31	8	300	2,67%
CZ0001005920 - ST.DLUHOP. 1,50/40	7	245	2,86%
CZ0001006076 - ST.DLUHOP. 0,05/29	6	332	1,81%
CZ0001006431 - ST.DLUHOP. 3,50/35	6	205	2,93%
Others	22	3 827	0,57%
<b>Total</b>	<b>55</b>	<b>5 325</b>	<b>1,03%</b>

### Number of all lending transactions – last 12 months

