

SECURITIES LENDING 2023

April

CENTRAL SECURITIES DEPOSITORY PRAGUE

OBSAH / CONTENT

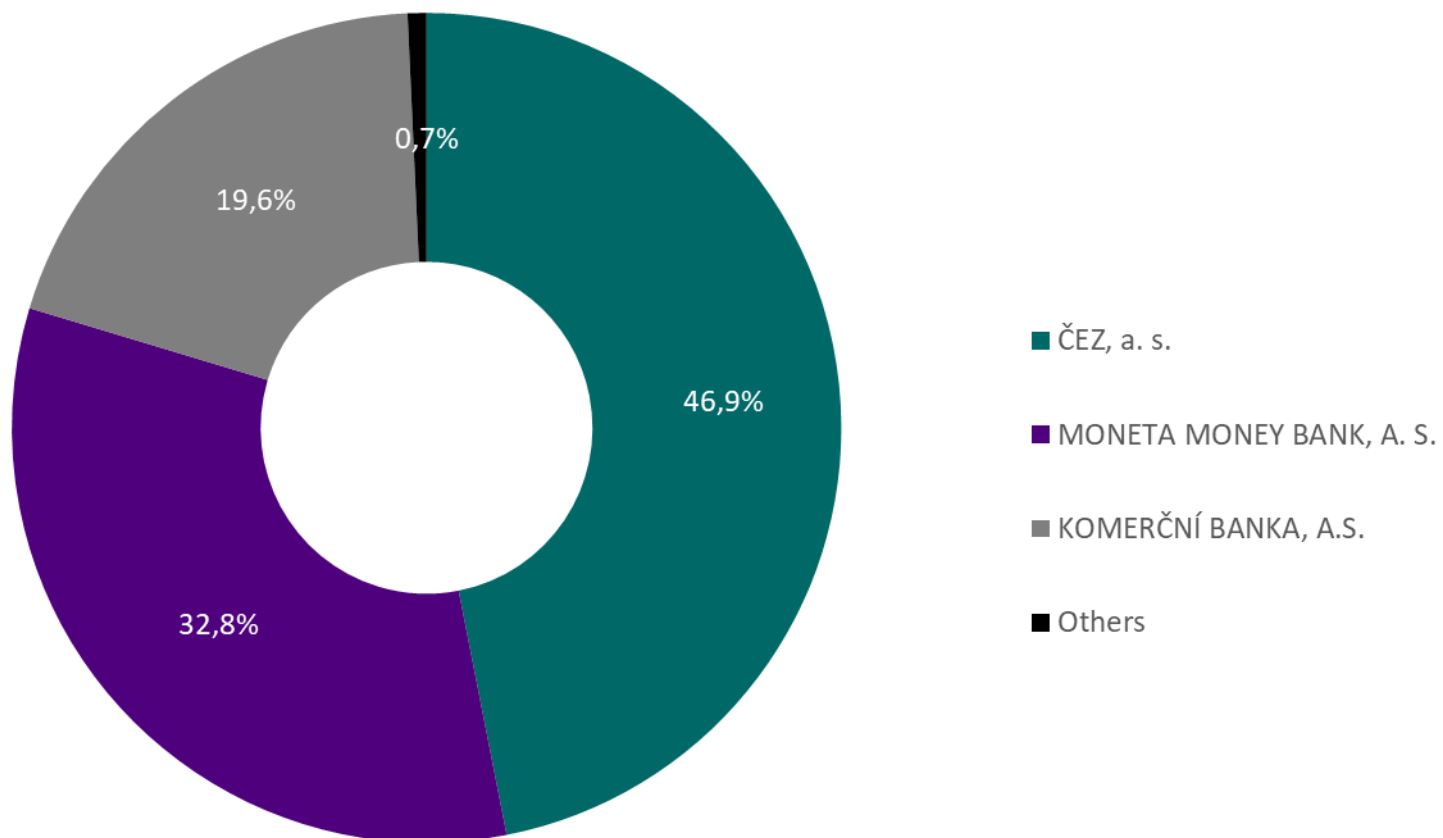
SECURITIES LENDING - SHARES	3
MOST LENT ISSUES BY VOLUME	3
VOLUME OF SECURITIES LENT.....	4
VOLUME OF SECURITIES LENT – LAST 12 MONTHS.....	4
NUMBER OF LENDING TRANSACTIONS.....	5
NUMBER OF LENDING TRANSACTIONS – LAST 12 MONTHS.....	5
SECURITIES LENDING - GOVERNMENT BONDS	6
MOST LENT ISSUES BY VOLUME	6
TOP 5 ISSUES LENT BY VOLUME	7
VOLUME OF ALL SECURITIES LENT - LAST 12 MONTHS	7
TOP 5 ISSUES LENT BY NUMBER OF TRANSACTIONS.....	8
NUMBER OF ALL LENDING TRANSACTIONS – LAST 12 MONTHS.....	8

Note:

The lending statistics are based on the results of settlement within the UNIVYC settlement system, indicating the type of trade SECL and SECB on the credit side of the transfer.

SECURITIES LENDING - SHARES

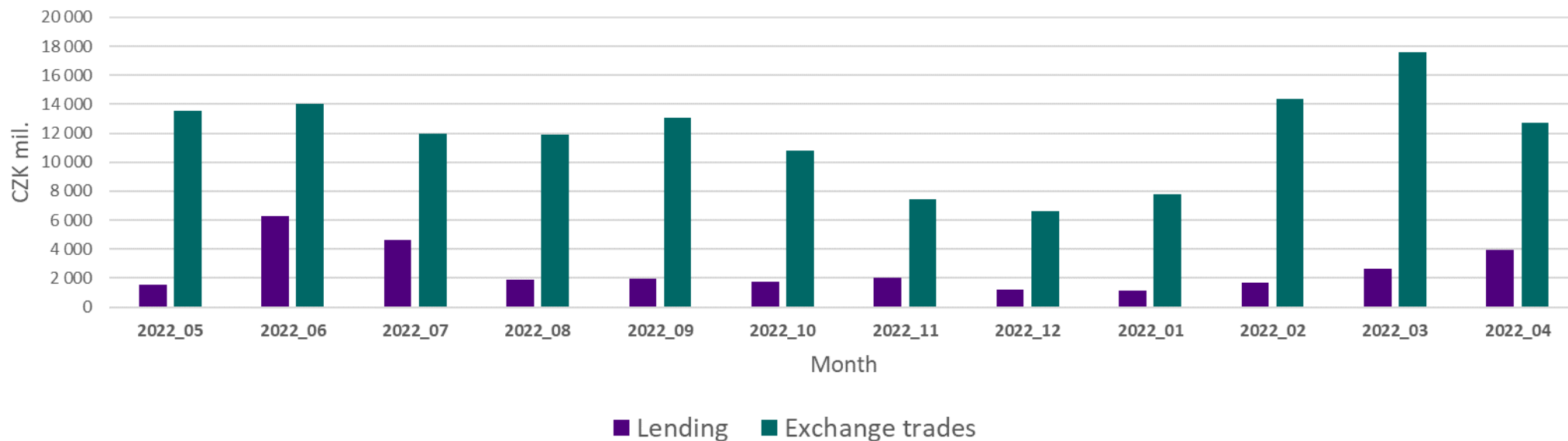
Most lent issues by volume



Volume of securities lent

ISIN	Volume of securities lent (CZK)	Volume of exchange trades (CZK)	Proportion (%)
AT0000652011 Erste Group Bank AG	23 653 256	1 360 223 543	1,74%
CS0008418869 PHILIP MORRIS ČR A.S.	52 900	59 549 080	0,09%
CZ0005112300 ČEZ, a. s.	1 851 482 547	8 151 574 730	22,71%
CZ0008019106 KOMERČNÍ BANKA, A.S.	774 092 747	1 940 749 500	39,89%
CZ0008040318 MONETA MONEY BANK, A. S.	1 292 894 595	1 087 138 115	118,93%
CZ0009008942 Colt CZ Group SE	5 179 747	99 131 032	5,23%
Total	3 947 355 792	12 698 366 000	31,09%

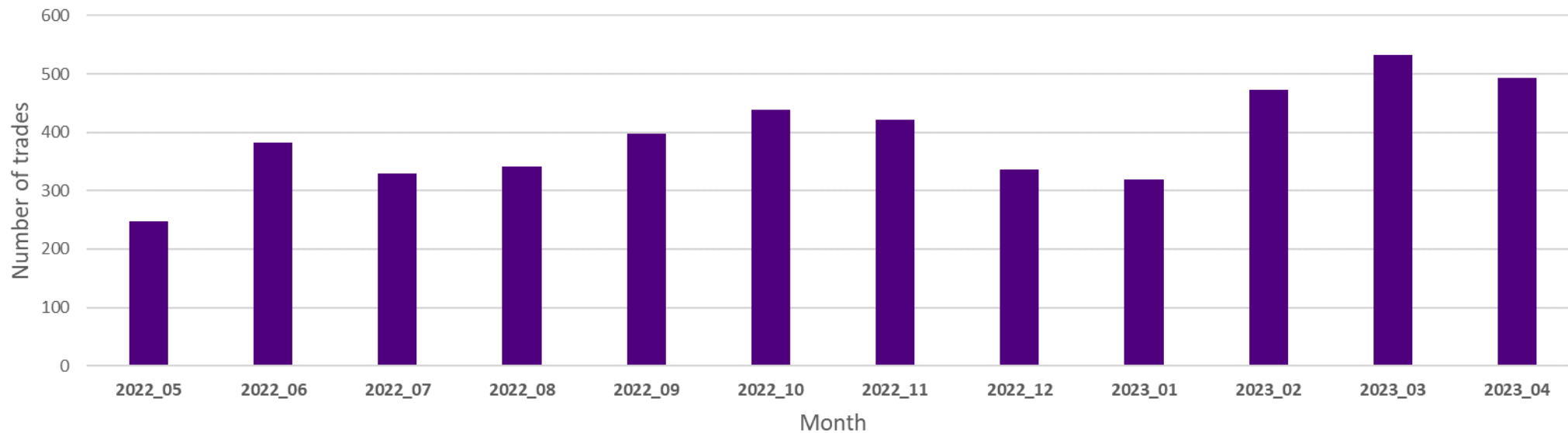
Volume of securities lent – last 12 months



Number of lending transactions

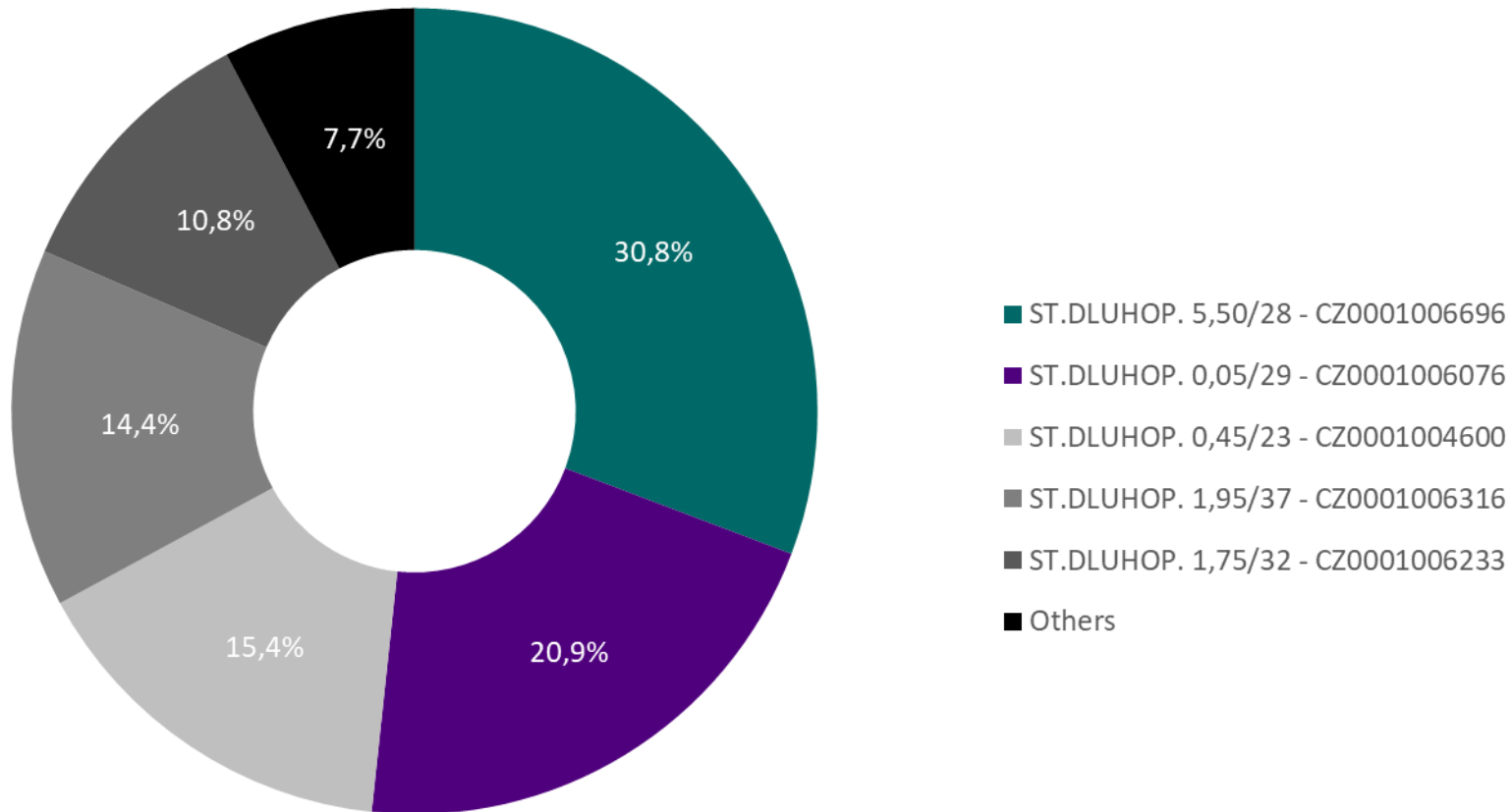
ISIN	Number of lending transactions	Number of exchange trades	Proportion (%)
AT0000652011 Erste Group Bank AG	5	9 152	0,05%
CS0008418869 PHILIP MORRIS ČR A.S.	3	767	0,39%
CZ0005112300 ČEZ, a. s.	167	25 238	0,66%
CZ0008019106 KOMERČNÍ BANKA, A.S.	162	13 800	1,17%
CZ0008040318 MONETA MONEY BANK, A. S.	134	9 547	1,40%
CZ0009008942 Colt CZ Group SE	22	1 821	1,21%
Total	493	60 325	0,82%

Number of lending transactions – last 12 months



SECURITIES LENDING - GOVERNMENT BONDS

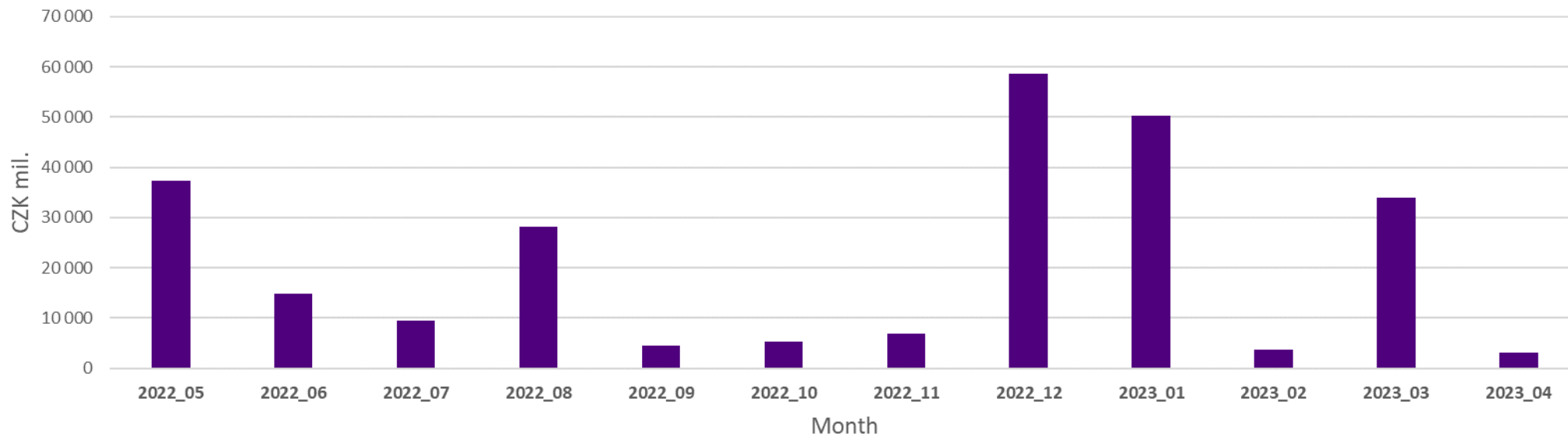
Most lent issues by volume



Top 5 issues lent by volume

ISIN	Volume of securities lent (CZK)	Volume of OTC transactions (CZK)	Proportion (%)
CZ0001004600 - ST.DLUHOP. 0,45/23	487 000 000	81 661 044 530	0,60%
CZ0001006076 - ST.DLUHOP. 0,05/29	661 920 000	17 956 777 888	3,69%
CZ0001006233 - ST.DLUHOP. 1,75/32	341 000 000	25 152 233 782	1,36%
CZ0001006316 - ST.DLUHOP. 1,95/37	455 000 000	12 516 831 653	3,64%
CZ0001006696 - ST.DLUHOP. 5,50/28	972 300 000	80 784 113 518	1,20%
Others	244 000 000	547 857 272 355	0,04%
Total	3 161 220 000	765 928 273 725	0,41%

Volume of all securities lent - last 12 months



Top 5 issues lent by number of transactions

ISIN	Number of lending transactions	Number of OTC transactions	Proportion (%)
CZ0001004600 - ST.DLUHOP. 0,45/23	2	439	0,46%
CZ0001005870 - ST.DLUHOP. 1,25/25	2	215	0,93%
CZ0001006076 - ST.DLUHOP. 0,05/29	5	309	1,62%
CZ0001006233 - ST.DLUHOP. 1,75/32	2	245	0,82%
CZ0001006316 - ST.DLUHOP. 1,95/37	2	166	1,20%
CZ0001006688 - ST.DLUHOP. 5,00/30	2	487	0,41%
CZ0001006696 - ST.DLUHOP. 5,50/28	3	619	0,48%
Ostatní	1	3 914	0,30%
Total	19	6 394	0,30%

Number of all lending transactions – last 12 months

