



SECURITIES LENDING 2023
February

CENTRAL SECURITIES DEPOSITORY PRAGUE

CONTENT

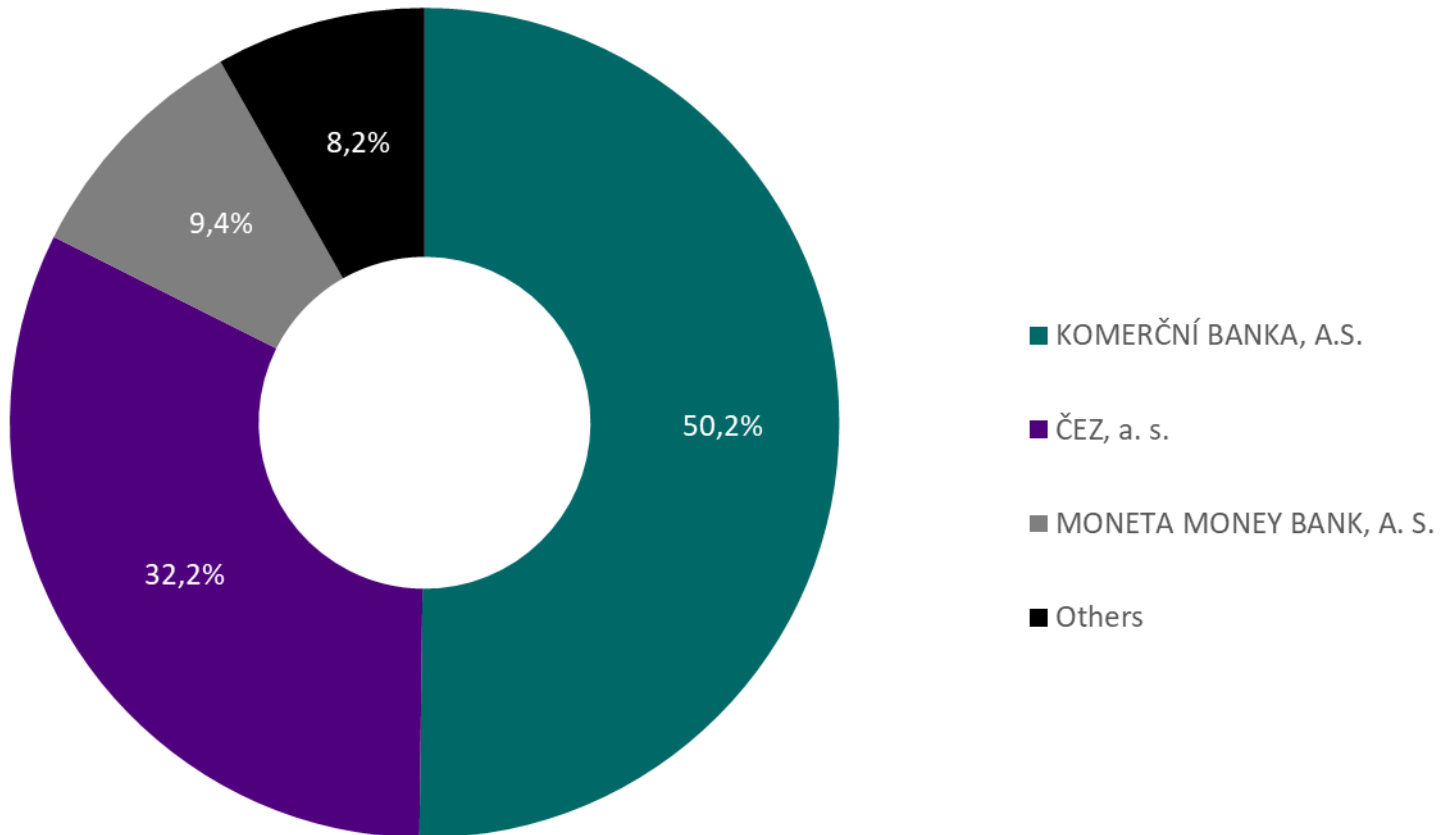
SECURITIES LENDING - SHARES	3
MOST LENT ISSUES BY VOLUME	3
VOLUME OF SECURITIES LENT.....	4
VOLUME OF SECURITIES LENT – LAST 12 MONTHS.....	4
NUMBER OF LENDING TRANSACTIONS.....	5
NUMBER OF LENDING TRANSACTIONS – LAST 12 MONTHS.....	5
SECURITIES LENDING - GOVERNMENT BONDS	6
MOST LENT ISSUES BY VOLUME	6
TOP 5 ISSUES LENT BY VOLUME	7
VOLUME OF ALL SECURITIES LENT - LAST 12 MONTHS	7
TOP 5 ISSUES LENT BY NUMBER OF TRANSACTIONS.....	8
NUMBER OF ALL LENDING TRANSACTIONS – LAST 12 MONTHS.....	8

Note:

The lending statistics are based on the results of settlement within the UNIVYC settlement system, indicating the type of trade SECL and SECB on the credit side of the transfer.

SECURITIES LENDING - SHARES

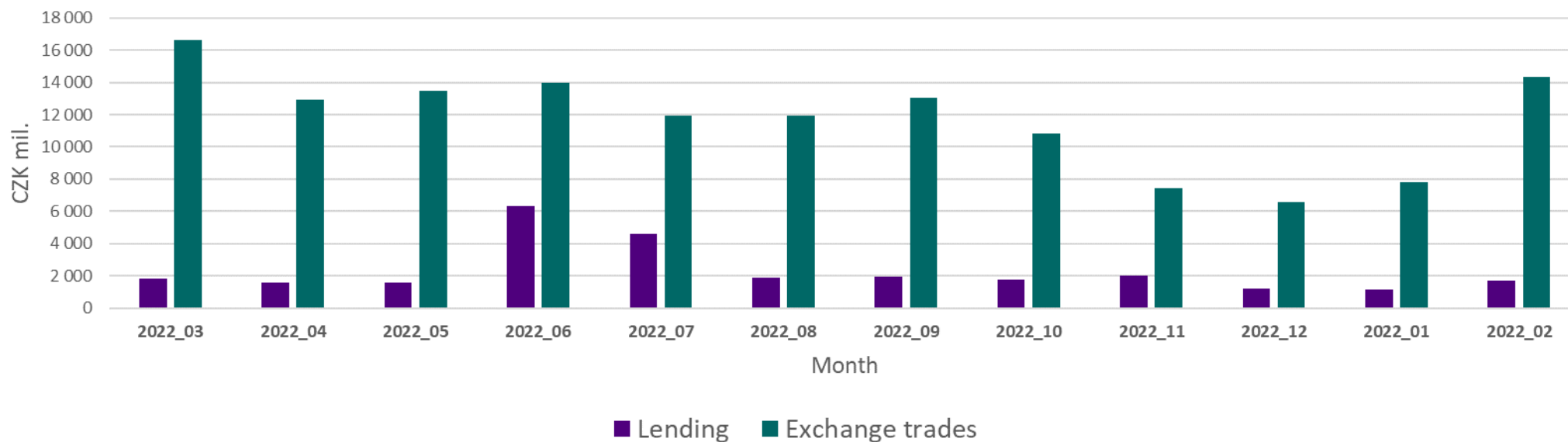
Most lent issues by volume



Volume of securities lent

ISIN	Volume of securities lent (CZK)	Volume of exchange trades (CZK)	Proportion (%)
AT0000652011 Erste Group Bank AG	107 561 068	1 391 787 277	7,73%
CS0008418869 PHILIP MORRIS ČR A.S.	1 805 820	98 404 620	1,84%
CZ0005112300 ČEZ, a. s.	542 103 215	9 206 296 208	5,89%
CZ0008019106 KOMERČNÍ BANKA, A.S.	845 209 843	2 650 645 864	31,89%
CZ0008040318 MONETA MONEY BANK, A. S.	158 454 044	822 267 474	19,27%
CZ0009008942 Colt CZ Group SE	27 135 227	165 920 148	16,35%
Total	1 682 269 216	14 335 321 590	11,74%

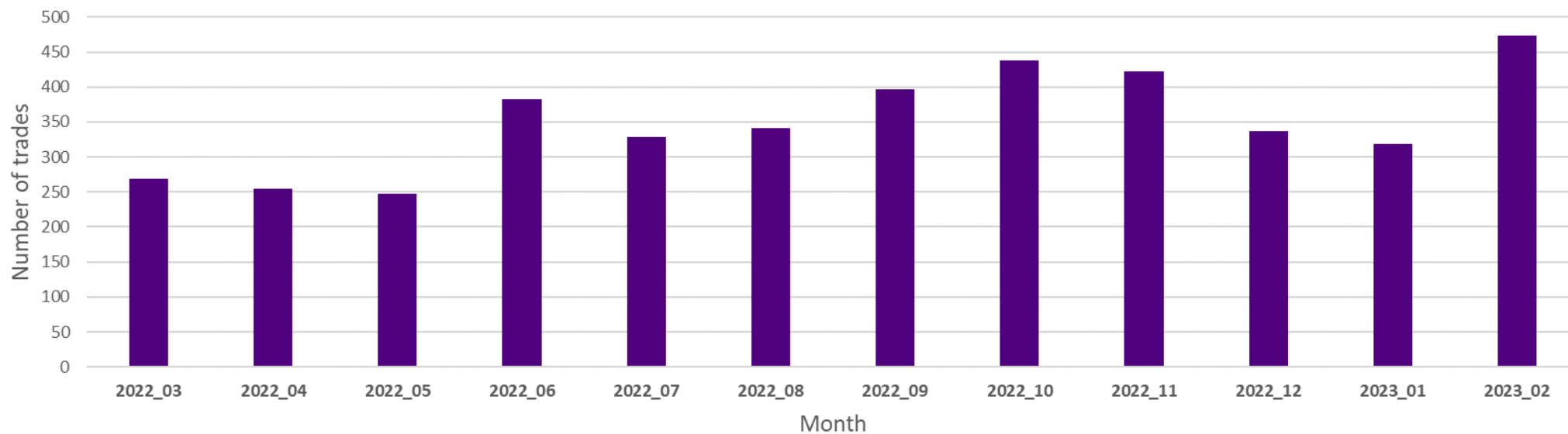
Volume of securities lent – last 12 months



Number of lending transactions

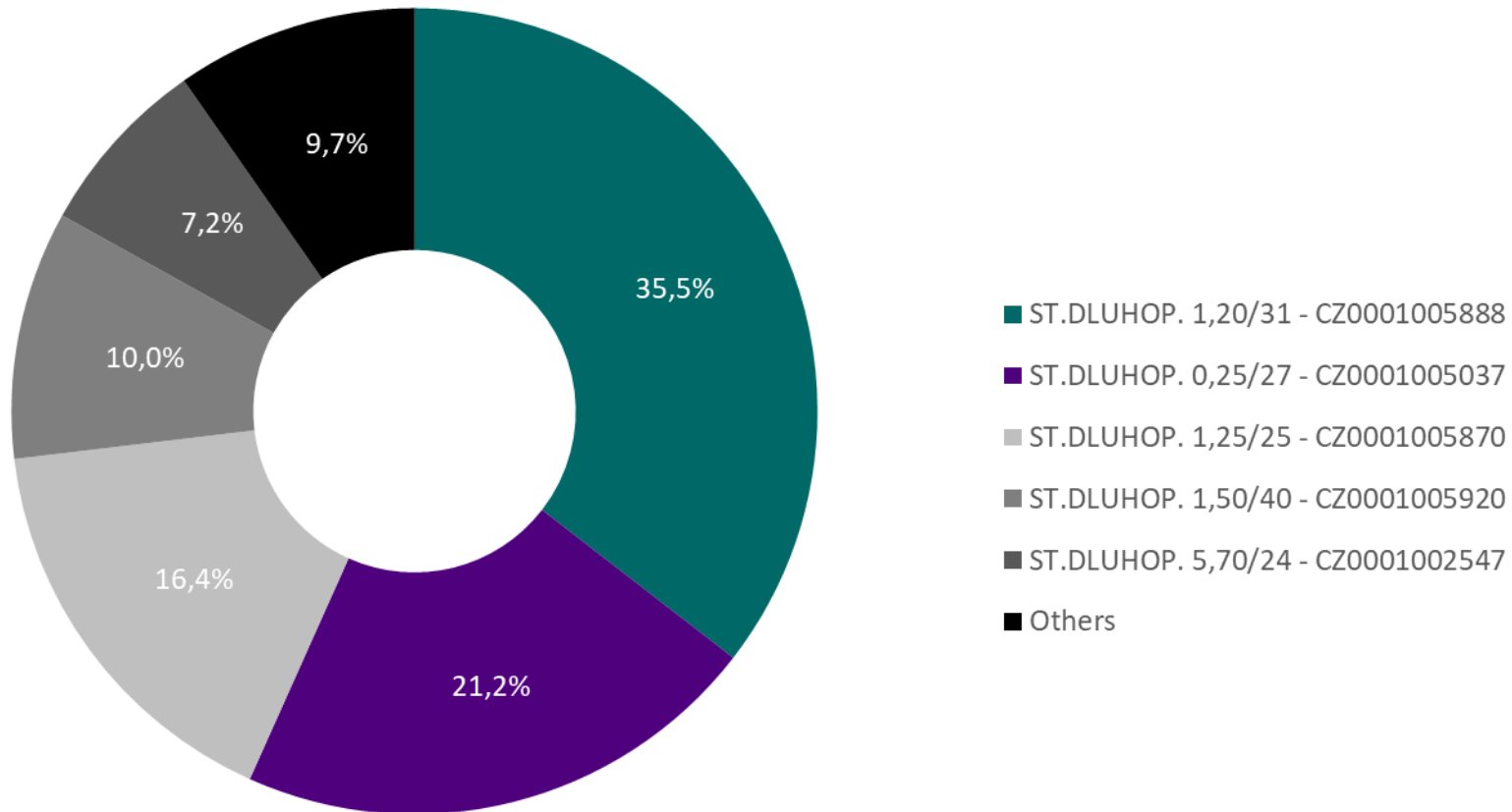
ISIN	Number of lending transactions	Number of exchange trades	Proportion (%)
AT0000652011 Erste Group Bank AG	13	8 032	0,16%
CS0008418869 PHILIP MORRIS ČR A.S.	7	1 380	0,51%
CZ0005112300 ČEZ, a. s.	108	33 588	0,32%
CZ0008019106 KOMERČNÍ BANKA, A.S.	234	17 681	1,32%
CZ0008040318 MONETA MONEY BANK, A. S.	92	11 128	0,83%
CZ0009008942 Colt CZ Group SE	19	2 688	0,71%
Total	473	74 497	0,63%

Number of lending transactions – last 12 months



SECURITIES LENDING - GOVERNMENT BONDS

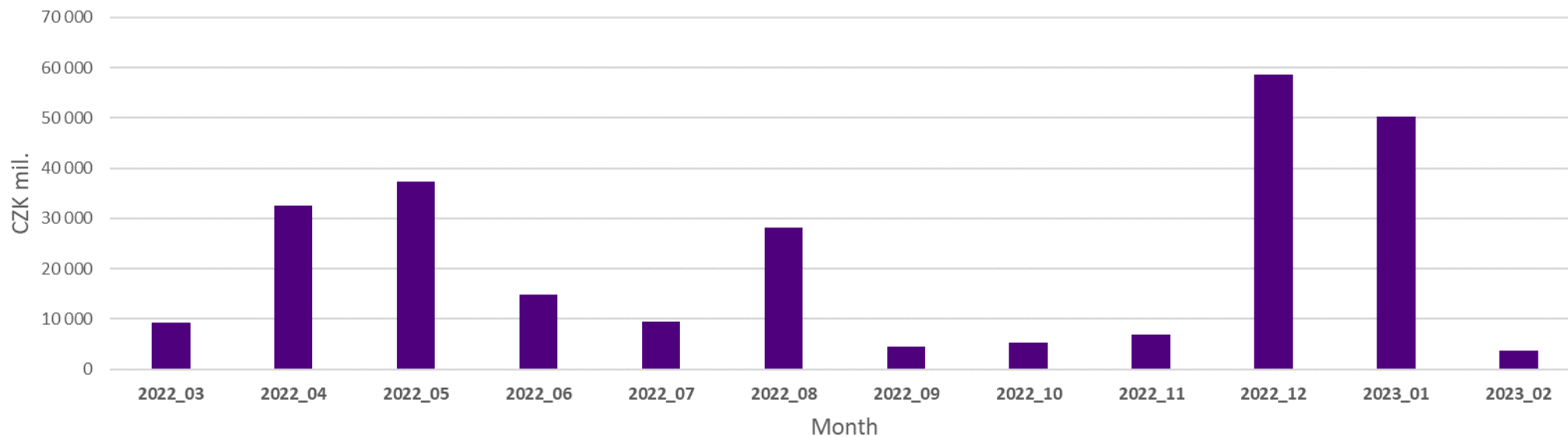
Most lent issues by volume



Top 5 issues lent by volume

ISIN	Volume of securities lent (CZK)	Volume of OTC transactions (CZK)	Proportion (%)
CZ0001002547 - ST.DLUHOP. 5,70/24	275 000 000	24 008 518 535	1,15%
CZ0001005037 - ST.DLUHOP. 0,25/27	807 000 000	40 795 100 031	1,98%
CZ0001005870 - ST.DLUHOP. 1,25/25	624 000 000	31 788 893 901	1,96%
CZ0001005888 - ST.DLUHOP. 1,20/31	1 349 000 000	51 641 366 804	2,61%
CZ0001005920 - ST.DLUHOP. 1,50/40	379 000 000	21 660 850 914	1,75%
Others	365 000 000	545 294 732 516	0,07%
Total	3 799 000 000	715 189 462 701	0,53%

Volume of all securities lent - last 12 months



Top 5 issues lent by number of transactions

ISIN	Number of lending transactions	Number of OTC transactions	Proportion (%)
CZ0001002547 - ST.DLUHOP. 5,70/24	1	132	0,76%
CZ0001005037 - ST.DLUHOP. 0,25/27	1	256	0,39%
CZ0001005243 - ST.DLUHOP. 2,00/33	1	425	0,24%
CZ0001005870 - ST.DLUHOP. 1,25/25	1	283	0,35%
CZ0001005888 - ST.DLUHOP. 1,20/31	2	338	0,59%
CZ0001005920 - ST.DLUHOP. 1,50/40	2	459	0,44%
CZ0001006167 - ST.DLUHOP. 0,00/24	1	113	0,88%
CZ0001006506 - ST.DLUHOP. 6,00/26	1	289	0,35%
Total	10	2 295	0,44%

Number of all lending transactions – last 12 months

