

SECURITIES LENDING 2023
January

CENTRAL SECURITIES DEPOSITORY PRAGUE

CONTENT

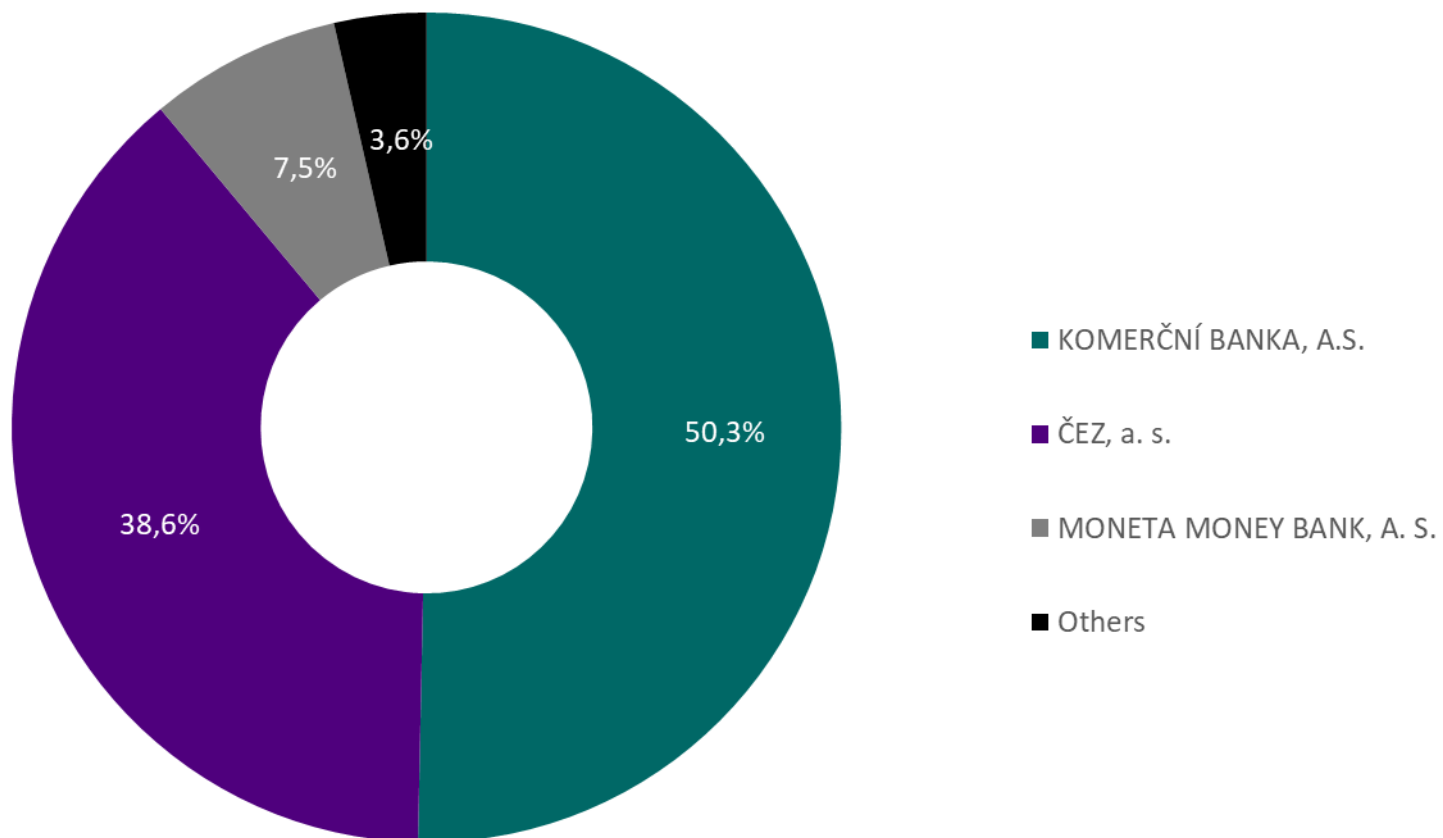
| | |
|--|----------|
| SECURITIES LENDING - SHARES | 3 |
| MOST LENT ISSUES BY VOLUME | 3 |
| VOLUME OF SECURITIES LENT..... | 4 |
| VOLUME OF SECURITIES LENT – LAST 12 MONTHS..... | 4 |
| NUMBER OF LENDING TRANSACTIONS..... | 5 |
| NUMBER OF LENDING TRANSACTIONS – LAST 12 MONTHS..... | 5 |
| SECURITIES LENDING - GOVERNMENT BONDS | 6 |
| MOST LENT ISSUES BY VOLUME | 6 |
| TOP 5 ISSUES LENT BY VOLUME | 7 |
| VOLUME OF ALL SECURITIES LENT - LAST 12 MONTHS | 7 |
| TOP 5 ISSUES LENT BY NUMBER OF TRANSACTIONS..... | 8 |
| NUMBER OF ALL LENDING TRANSACTIONS – LAST 12 MONTHS..... | 8 |

Note:

The lending statistics are based on the results of settlement within the UNIVYC settlement system, indicating the type of trade SECL and SECB on the credit side of the transfer.

SECURITIES LENDING - SHARES

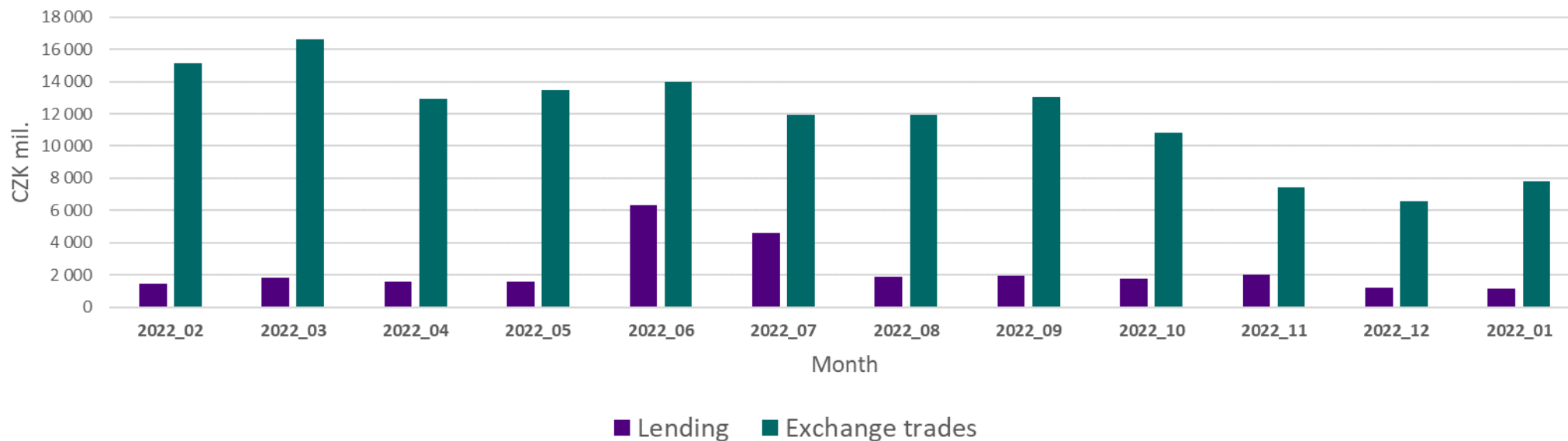
Most lent issues by volume



Volume of securities lent

| ISIN | Volume of securities lent (CZK) | Volume of exchange trades (CZK) | Proportion (%) |
|--|---------------------------------|---------------------------------|----------------|
| AT0000908504 VIENNA INSURANCE GROUP AG | 3 726 272 | 36 628 900 | 10,17% |
| CS0008418869 PHILIP MORRIS ČR A.S. | 1 252 720 | 110 023 900 | 1,14% |
| CZ0005112300 ČEZ, a. s. | 439 588 371 | 4 534 873 688 | 9,69% |
| CZ0008019106 KOMERČNÍ BANKA, A.S. | 573 284 568 | 2 581 621 762 | 22,21% |
| CZ0008040318 MONETA MONEY BANK, A. S. | 85 310 779 | 448 496 470 | 19,02% |
| CZ0009008942 Colt CZ Group SE | 35 907 170 | 92 633 839 | 38,76% |
| Total | 1 139 069 879 | 7 804 278 559 | 14,60% |

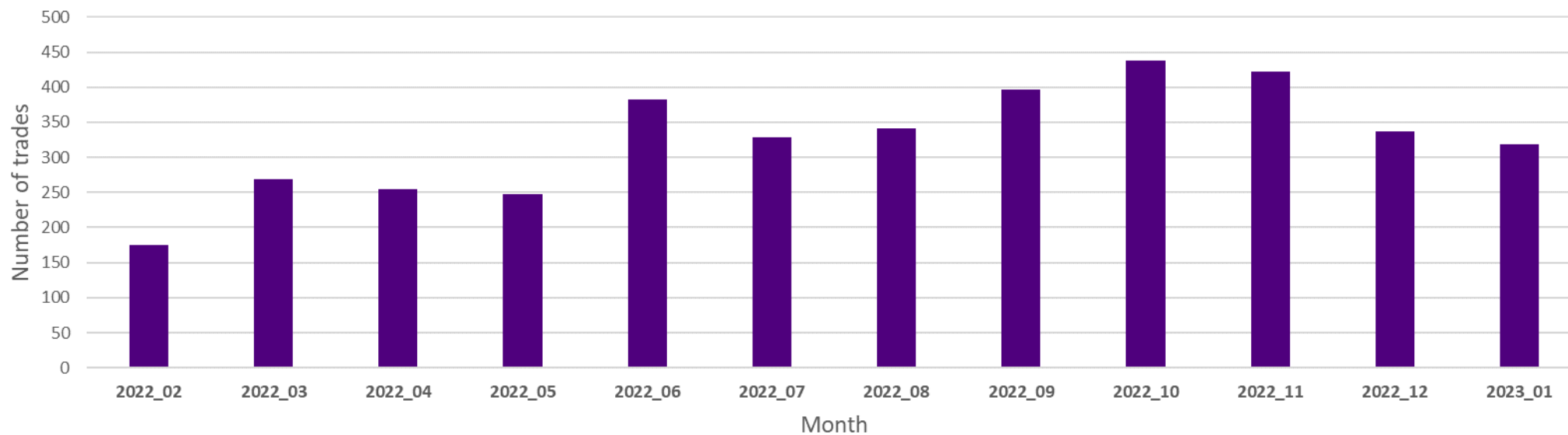
Volume of securities lent – last 12 months



Number of lending transactions

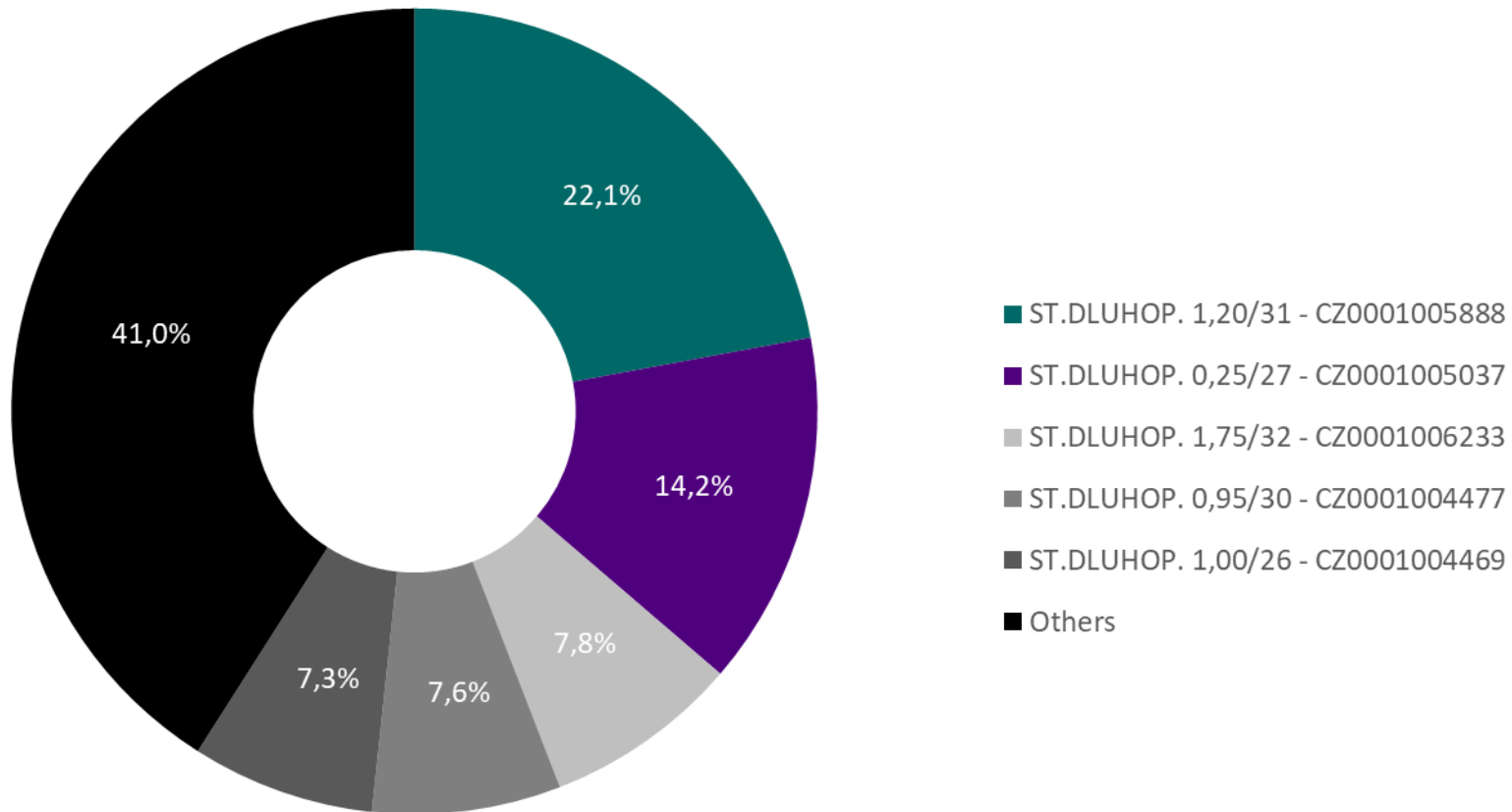
| ISIN | Number of lending transactions | Number of exchange trades | Proportion (%) |
|--|--------------------------------|---------------------------|----------------|
| AT0000908504 VIENNA INSURANCE GROUP AG | 6 | 702 | 0,85% |
| CS0008418869 PHILIP MORRIS ČR A.S. | 3 | 1 312 | 0,23% |
| CZ0005112300 ČEZ, a. s. | 68 | 26 751 | 0,25% |
| CZ0008019106 KOMERČNÍ BANKA, A.S. | 166 | 18 201 | 0,91% |
| CZ0008040318 MONETA MONEY BANK, A. S. | 55 | 8 225 | 0,67% |
| CZ0009008942 Colt CZ Group SE | 21 | 1 967 | 1,07% |
| Total | 319 | 57 158 | 0,56% |

Number of lending transactions – last 12 months



SECURITIES LENDING - GOVERNMENT BONDS

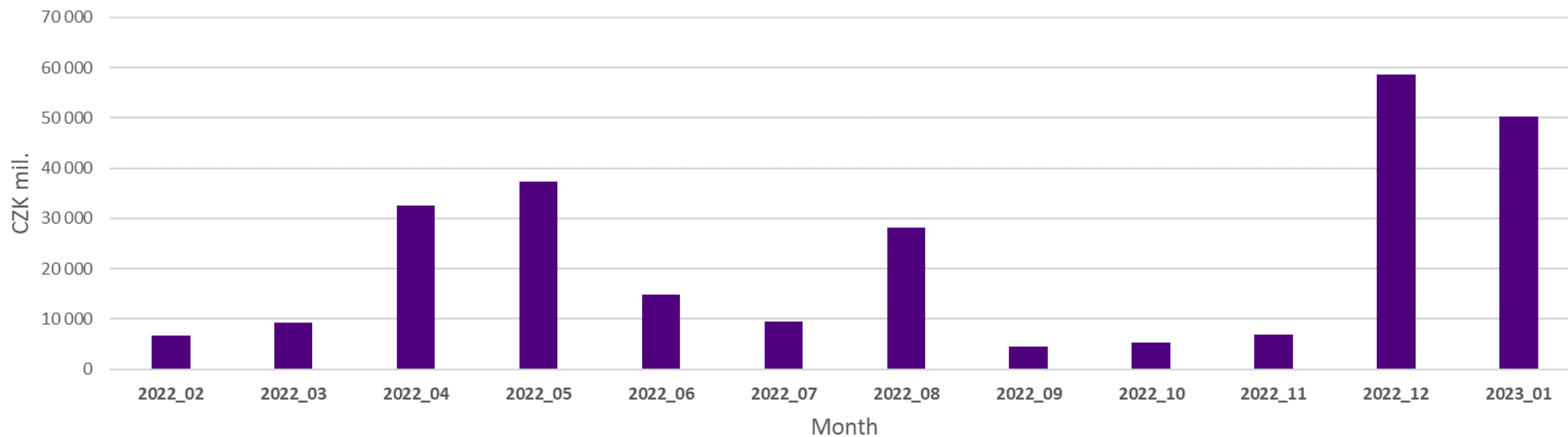
Most lent issues by volume



Top 5 issues lent by volume

| ISIN | Volume of securities lent (CZK) | Volume of OTC transactions (CZK) | Proportion (%) |
|-----------------------------------|---------------------------------|----------------------------------|----------------|
| CZ0001004469 - ST.DLUHOP. 1,00/26 | 3 688 380 000 | 24 518 146 039 | 15,04% |
| CZ0001004477 - ST.DLUHOP. 0,95/30 | 3 800 000 000 | 40 181 155 454 | 9,46% |
| CZ0001005037 - ST.DLUHOP. 0,25/27 | 7 140 000 000 | 53 393 920 258 | 13,37% |
| CZ0001005888 - ST.DLUHOP. 1,20/31 | 11 081 820 000 | 47 364 833 439 | 23,40% |
| CZ0001006233 - ST.DLUHOP. 1,75/32 | 3 934 580 000 | 56 153 007 267 | 7,01% |
| Others | 20 572 110 000 | 549 128 540 259 | 3,75% |
| Total | 50 216 890 000 | 770 739 602 716 | 6,52% |

Volume of all securities lent - last 12 months



Top 5 issues lent by number of transactions

| ISIN | Number of lending transactions | Number of OTC transactions | Proportion (%) |
|-----------------------------------|--------------------------------|----------------------------|----------------|
| CZ0001005037 - ST.DLUHOP. 0,25/27 | 7 | 269 | 2,60% |
| CZ0001005888 - ST.DLUHOP. 1,20/31 | 10 | 259 | 3,86% |
| CZ0001005920 - ST.DLUHOP. 1,50/40 | 9 | 440 | 2,05% |
| CZ0001006233 - ST.DLUHOP. 1,75/32 | 7 | 285 | 2,46% |
| CZ0001006506 - ST.DLUHOP. 6,00/26 | 9 | 265 | 3,40% |
| CZ0001006696 - ST.DLUHOP. 5,50/28 | 9 | 343 | 2,62% |
| Others | 36 | 3 774 | 0,95% |
| Total | 87 | 5 635 | 1,54% |

Number of all lending transactions – last 12 months

